

DAY 369

Disclaimer: Figures that are yet-to-be verified by the UN are attributed to their source. Casualty numbers have been provided by the Ministry of Health (MoH) and the Israeli authorities. The fatality breakdowns currently cited are those that the MoH in Gaza has fully identified as of 31 August out of the higher number of casualties they report. The latest casualty updates are also available on the Health Cluster's [Unified Dashboard](#).

KEY FIGURES



42,010  
Palestinian fatalities

Source: MoH Gaza



~1.9 million  
internally displaced persons  
(90% of Gaza)

UN estimate

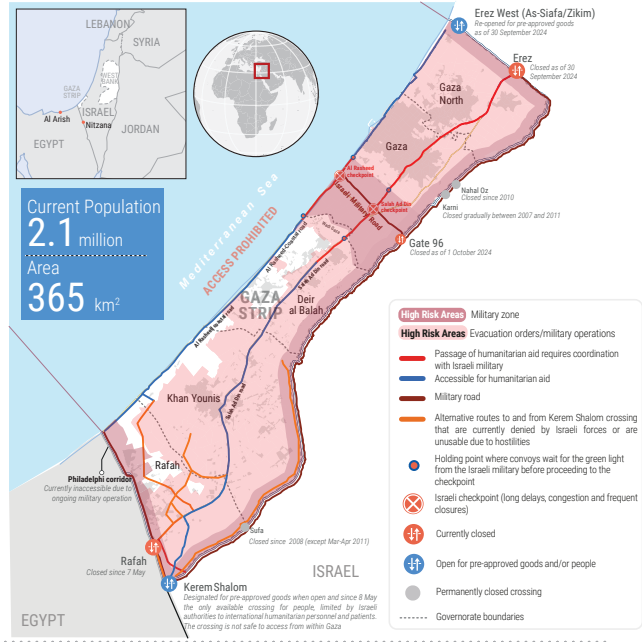


495K  
People facing catastrophic levels  
of food insecurity (IPC Phase 5).

Source: IPC projection for 1 May - 30 September 2024



~84%  
of Gaza under Israeli-issued evacuation  
orders, excluding those that have been  
revoked, as of 8 October

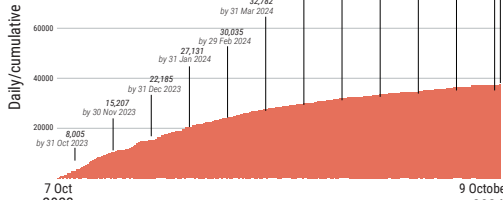


REPORTED CASUALTIES (Cumulative) as of 9 October 2024

Palestinians\*

42,010  
Reported fatalities include

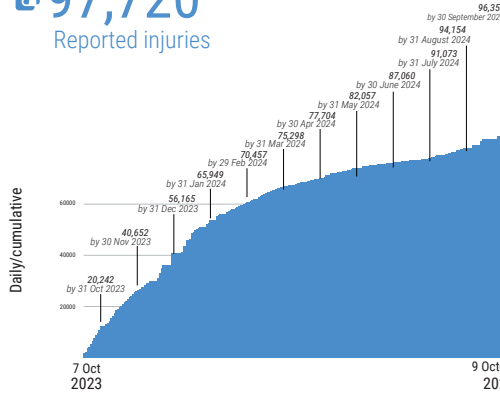
34,344 identified as of 31 August as:  
13,737 men, 6,297 women, 11,355 children, 2,955 elderly



Separately, more than 10,000 people reported missing or under the rubble (source: GMO and PCD).

\*Source: MoH Gaza

97,720  
Reported injuries



\*Source: MoH Gaza

Israelis\*\*

Israel  
Over 1,200\*\*\* Reported fatalities  
1,162 identified fatalities, including at least 33 children

~5,400 Reported injuries

Gaza\*\*\*\*  
348 Reported fatalities, 2,319 Reported injuries  
estimated 101 hostages remain in Gaza

\*\* According to Israeli media citing official sources.  
\*\*\* This includes fatalities on 7 October and the immediate aftermath, including foreign nationals.  
\*\*\*\* The reported Israeli casualties are soldiers killed or injured since the start of the ground operation (source: Israeli military website).

FOOD SECURITY

- 96% of the analyzed population (2.15 million) was projected to face crisis or worse levels of food insecurity (IPC 3 or above), including\*:
  - 745K people facing emergency levels of food insecurity (IPC Phase 4).
  - 495K people facing catastrophic levels of food insecurity (IPC Phase 5).
- 60-70% of meat and dairy-producing livestock killed or prematurely slaughtered (source: FAO).
- 68% of cropland, 52% of agricultural wells, & 44% of greenhouse area damaged (source: UNOSAT as of Aug 2024, FAO as of 1 Sep 2024).
- 70% of the fishing fleet destroyed (Food Security Sector, August 2024).

\* Source: IPC projection for 16 June - 30 September 2024

PROTECTION

- >1 million children in need of mental health and psycho-social support (source: UNICEF).
- 17,000 children are unaccompanied or separated (source: UNICEF, as of Feb 2024).
- At least 307 aid workers killed (300 nationals, 7 foreigners), some in the line of duty, including:
  - 229 UN staff - UNRWA: 225; WHO: 1; UNDP: 1; UNOPS: 1; UNSSS: 1.
  - 33 PRCS staff and volunteers, including 19 while on duty.
  - At least 45 other aid workers.
- 986 health workers, including some also counted under aid workers above (source: MoH Gaza).
- 85 Civil Defence staff killed while on duty (source: PCD).
- 167 journalists and media workers killed (source: PJS).
- 190 UNRWA installations damaged (source: UNRWA).

SHELTER\*

- 87% (411,000) of housing units are destroyed (141,000) or severely/partially damaged (270,000).
- 1.5 m² average space per person in IDP shelters, below the minimum emergency indicator of 3.5 m² per person.
- 1.34 million people in need of emergency shelter and essential household items.
- 0.9 million people in need of winterization support.

\*Source: Shelter Cluster, unless otherwise noted

HEALTH\*

- 17 hospitals partially functional (3 in North Gaza, 7 in Gaza, 3 in Deir al Balah, 4 in Khan Younis).
- 19 out of 36 hospitals out of service.
- 11 field hospitals functional, including 4 fully and 7 partially (3 in Deir al Balah, 6 in Khan Younis, and 2 in Rafah).
- 43% of primary health care centres are partially functional (56 out of 131).
- 30% (8 out of 27) of UNRWA health centres are operational (source: UNRWA, as of 3 Oct).
- 16 Emergency Medical Teams (EMTs) deployed, including 15 international and 1 national.
- 130 ambulances damaged (source: MoH Gaza).
- 39% (6,075 out of 15,600) of critical patients who submitted requests for medical evacuation have had their requests approved; these include 33% (5,138 out of 15,600) who were medically evacuated abroad as of 26 August.
- As of 30 September, it is estimated that 12,000 patients are in need of medical evacuation. On six occasions, 229 patients along with 316 companions have been exceptionally evacuated since the closure of Rafah Crossing on 7 May.

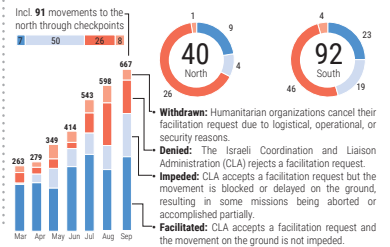
\*Source: WHO, unless otherwise noted

EDUCATION\*

- ~625,000 students with no access to formal education.
- 10,479 students and 423 educational staff killed and >16,300 students and 2,479 teachers injured (source: MoE, as of 7 October 2024).
- At least 87% of school buildings (493 out of 564) require either full reconstruction or major rehabilitation (as of 6 September 2024).
- 35 university buildings were destroyed and 57 were damaged (source: MoE, as of 7 October 2024).

\*Source: Education Cluster, unless otherwise noted

HUMANITARIAN ACCESS (1-7 Oct)



NUTRITION\*

- Over 96% of women and children aged 6-23 months are not meeting their nutrient requirements due to lack of minimum diet diversity.
- 346,000 children under five and 160,000 pregnant and breastfeeding women require feeding and micronutrient supplements.
- >50,000 children are estimated to require treatment for acute malnutrition in 2024.

\*Source: Nutrition Cluster

WATER AND SANITATION\*

- All three water connection points (Mekero) coming from Israel are partially operational, producing 36,271 m³ per day (20,000 m³ in northern Gaza and 16,271 in central and southern Gaza).
- Two out of three water desalination plants are intermittently operational.
- 113,954 m³ of water produced and supplied on average per day between 15 and 28 September, or just over a quarter of water supply prior to October 2023. This includes 72,661 m³ of water produced by municipal wells and desalination plants.
- 395,000 tons of accumulated solid waste and two central landfills remain inaccessible.

\*Source: WASH Cluster

REPORTED DAMAGE

- 80% of commercial facilities (source: World Bank, as of Jan 24).
- 68% of the total road network (source: UNOSAT, as of Aug 24).

INCOMING TRUCKLOADS\*

The pre-crisis average per working day in 2023 was 500 truckloads, including fuel.

\*Commercial trucks are not captured in the totals following 7 May, as the UN has been unable to directly observe the arrival of private sector cargo at Kerem Shalom crossing. Fuel is not included.

