

DAY 389

Disclaimer: Figures that are yet-to-be verified by the UN are attributed to their source. Casualty numbers have been provided by the Ministry of Health (MoH) and the Israeli authorities. The fatality breakdowns currently cited are those that the MoH in Gaza has fully identified as of 7 October 2024 out of the higher number of casualties they report. The latest casualty updates are also available on the Health Cluster's [Unified Dashboard](#).

KEY FIGURES



43,061
Palestinian fatalities

Source: MoH Gaza



~1.9 million
internally displaced persons
(90% of Gaza)

Source: UN Estimate



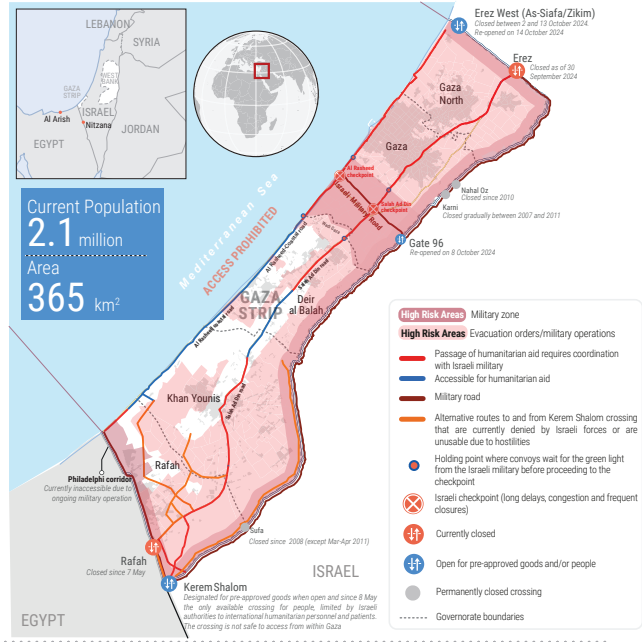
345K
People facing catastrophic levels
of food insecurity (IPC Phase 5).

Source: IPC Projection, November 2024 - April 2025



~80%
of Gaza under Israeli-issued evacuation
orders, excluding those that have been
revoked, as of 26 October

Source: UN Estimate

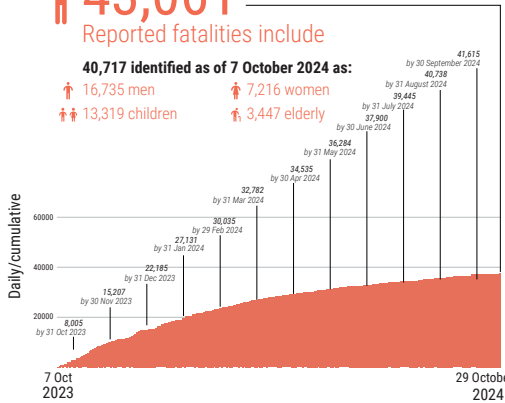


REPORTED CASUALTIES (Cumulative) as of 29 October 2024

Palestinians*

43,061
Reported fatalities include

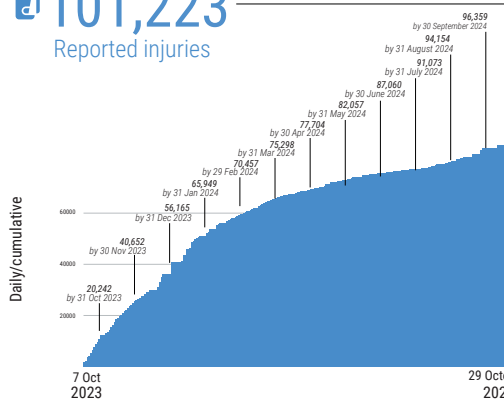
40,717 identified as of 7 October 2024 as:
 ↑ 16,735 men ↑ 7,216 women
 ↑ 13,319 children ↑ 3,447 elderly



Separately, more than **10,000** people reported missing or under the rubble (source: GMD and PCD).

*Source: MoH Gaza

101,223
Reported injuries



*Source: MoH Gaza

Israelis**

Over 1,200*** Reported fatalities
 1,162 identified fatalities, including at least 33 children

~5,400 Reported injuries

Gaza****
365 Reported fatalities **2,373** Reported injuries
 estimated 101 hostages remain in Gaza

** According to Israeli media citing official sources.
 *** This includes fatalities on 7 October and the immediate aftermath, including foreign nationals.
 **** The reported Israeli casualties are soldiers killed or injured since the start of the ground operation (source: Israeli military website).

FOOD SECURITY

- 91% of the analysed population (1.95 million) is projected to face high levels of acute food insecurity classified in IPC Phase 3 (Crisis) or above, including*:
 - 876K people facing emergency levels of food insecurity (IPC Phase 4).
 - 345K people facing catastrophic levels of food insecurity (IPC Phase 5).
- 60-70% of meat and dairy-producing livestock killed or prematurely slaughtered (source: FAO).
- 68% of cropland, 52% of agricultural wells, and 44% of greenhouse area damaged (source: UNOSAT, Aug 2024; FAO, 1 Sep 2024).
- 70% of the fishing fleet destroyed (Food Security Sector, August 2024).

*Source: IPC Projection, November 2024 - April 2025

PROTECTION

- >1 million children in need of mental health and psycho-social support (source: UNICEF).
- ~17,000 children are unaccompanied or separated (source: UNICEF, as of Feb 2024).
- At least 322 aid workers killed (315 nationals, 7 foreigners), some in the line of duty, including:
 - 237 UN staff - UNRWA: 233; WHO: 1; UNDP: 1; UNOPS: 1; UNSSS: 1.
 - 33 PRCS staff and volunteers, including 19 while on duty.
 - At least 52 other aid workers.
- 1,047 health workers, including some also counted under aid workers above (source: MoH Gaza).
- 85 Civil Defence staff killed while on duty (source: PCD).
- 168 journalists and media workers killed (source: PJS).
- 190 UNRWA installations damaged (source: UNRWA).

SHELTER*

- 87% (411,000) of housing units are destroyed (141,000) or severely/partially damaged (270,000).
- 1.5 m² average space per person in IDP shelters, below the minimum emergency indicator of 3.5 m² per person.
- 1.34 million people in need of emergency shelter and essential household items.
- 0.9 million people in need of winterization support.

*Source: Shelter Cluster, unless otherwise noted

HEALTH*

- 16 hospitals partially functional (2 in North Gaza, 7 in Gaza City, 3 in Deir al Balah, 4 in Khan Younis).
- 20 out of 36 hospitals out of service.
- 11 field hospitals functional, including 5 fully and 6 partially (4 in Deir al Balah, 5 in Khan Younis, and 2 in Rafah).
- 36% of primary health care centres are partially functional (48 out of 132).
- 26% (7 out of 27) of UNRWA health centres are operational (source: UNRWA, as of 16 Oct).
- 15 Emergency Medical Teams (EMTs) deployed, including 14 international and 1 national.
- 130 ambulances damaged (source: MoH Gaza).
- 39% (6,075 out of 15,600) of critical patients who submitted requests for medical evacuation have had their requests approved; these include 33% (5,138 out of 15,600) who were medically evacuated abroad as of 26 August.

As of 29 October, it is estimated that more than 14,000 patients are in need of medical evacuation outside Gaza. On six occasions, 229 patients along with 316 companions have been exceptionally evacuated since the closure of Rafah Crossing on 7 May.

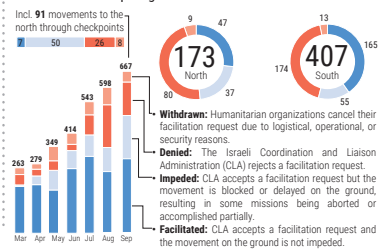
*Source: Health Cluster, unless otherwise noted

EDUCATION*

- ~625,000 students with no access to formal education.
- 11,057 students and 441 educational staff killed and >16,897 students and 2,491 teachers injured (source: MoE, as of 29 October).
- At least 87% of school buildings (493 out of 564) require either full reconstruction or major rehabilitation (as of 6 September 2024).
- 35 university buildings were destroyed and 57 were damaged (source: MoE, as of 7 October 2024).

*Source: Education Cluster, unless otherwise noted

HUMANITARIAN ACCESS (1-28 Oct)



- Withdrawn:** Humanitarian organizations cancel their facilitation request due to logistical, operational, or security reasons.
- Denied:** The Israeli Coordination and Liaison Administration (CLA) rejects a facilitation request.
- Impeded:** CLA accepts a facilitation request but the movement is blocked or delayed on the ground, resulting in some missions being aborted or accomplished partially.
- Facilitated:** CLA accepts a facilitation request and the movement on the ground is not impeded.

WATER AND SANITATION*

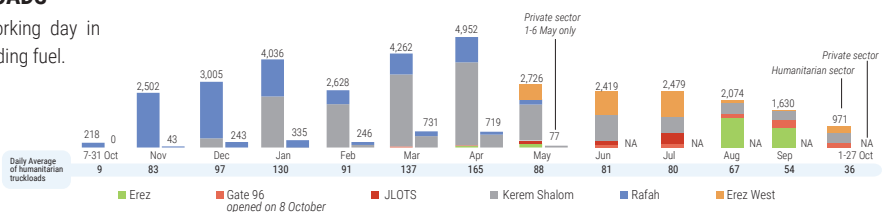
- 102,000 m³ of water produced and supplied on average per day between 19 and 25 October, less than a quarter of water supply prior to October 2023. This includes 61,100 m³ of water produced by municipal water wells (excluding inaccessible wells in Jabalya and Beit Lahya).
- 1 million people are at risk of sanitation-related threats, including rodents and pests (76%), solid waste (54%), sewage (46%), and human waste (34%).
- 62% (1.4 million) of people receive less than the recommended 6 liters per person per day for drinking and cooking.
- 47% of people receive less than the minimum recommended 15 liters per person per day for drinking, cooking, and basic hygiene.

REPORTED DAMAGE

- 80% of commercial facilities (source: World Bank, as of Jan 24).
- 68% of the total road network (source: UNOSAT, as of Aug 24).

INCOMING TRUCKLOADS*

The pre-crisis average per working day in 2023 was 500 truckloads, including fuel.



*Commercial trucks are not captured in the totals following 7 May, as the UN has been unable to directly observe the arrival of private sector cargo at Kerem Shalom crossing. Fuel is not included.