

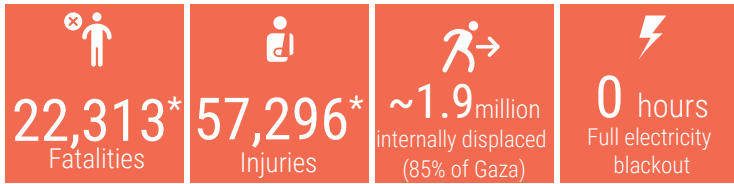
## DAY 88

### OVERVIEW

The snapshot provides a comprehensive overview of the ongoing humanitarian crisis in Gaza as of 3 January 2024, including casualties, particularly among women and children.

Significant damage has been inflicted upon critical infrastructure and essential services, affecting people's ability to maintain their dignity and basic living standards.

This snapshot highlights reported figures on the impact of hostilities on people in Gaza, where a major humanitarian crisis has unfolded.

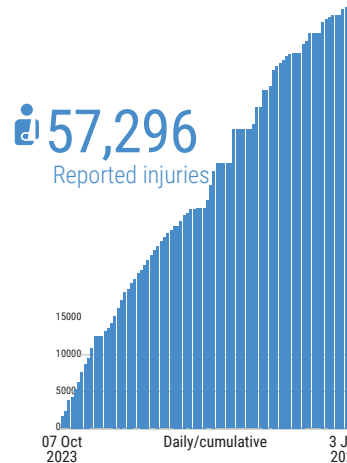


\*Sources: MoH Gaza

### REPORTED CASUALTIES (Cumulative) as of 3 January 2024

#### Palestinians\*

**22,313** Reported fatalities in addition to ~1,000 fatalities in Israel, including people involved in the 7 October attack



#### Israelis\*\*

##### Israel

**Over 1,200\*\*\*** Reported fatalities

**1,162** identified fatalities, including at least 33 children

**~5,400** Reported injuries

##### Gaza

**173** Reported fatalities **991** Reported injuries

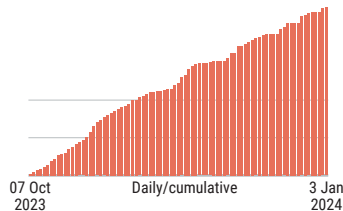
**128** hostages remain in Gaza (including soldiers and foreign nationals)

\*\* According to Israeli media citing official sources

\*\*\* The reported estimate includes foreign nationals

#### Families with multiple fatalities

**1,838**



\*Sources: Ministry of Health, Government Media Office

### DAMAGE\*



- Over **60%** of Gaza's housing units reportedly destroyed or damaged
- 370** education facilities reportedly damaged
- 11** bakeries reportedly destroyed
- 23** hospitals and **53** health care centres out of service
- 104** ambulances damaged
- 20** WASH facilities damaged
- At least **3** churches and **120** mosques damaged

### BASIC SERVICES AND LIVELIHOODS

#### FOOD SECURITY\*

- 2.2 million** people at imminent risk of famine
- 2.08 million** people at Phase 3 (high levels of acute food insecurity) or above
- 939,000** people at Phase 4 (emergency levels)
- 378,000** people at Phase 5 (catastrophic levels) Phase 5 refers to extreme lack of food, starvation, and exhaustion of coping capacities.

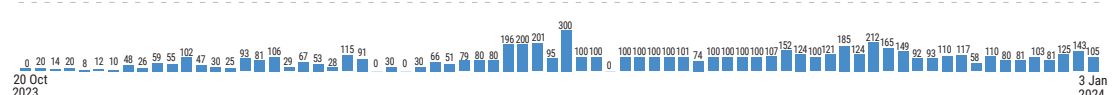
\*Source: IPC, 21 December

#### WATER AND SANITATION

- One** pipeline coming from Israel supplies about 1,100 cubic metres per hour for the southern area.
- No Access** to clean water in the northern governorates. Fuel shortage impacts: 60 water wells, 2 desalination plants, sewage stations and pumps, wastewater treatment.

#### INCOMING TRUCKLOADS

The pre-crisis average per working day in 2023 was **500 trucks, including fuel.**



\*GMO as of 2 Jan