

# Hostilities in the Gaza Strip and Israel - reported impact | Day 142

26 Feb 2024

Day 142

## KEY FIGURES



**29,782\***  
Palestinian fatalities

*\*Source: MoH Gaza*



**~1.7 million**  
Of internally displaced  
(75% of Gaza)

*\*\*Source: UNRWA*



**2.2 million**  
People facing Crisis or worse  
levels of food insecurity (IPC  
Phase 3 or above)

*\*\*Source: IPC*



**0 hours**  
Full electricity blackout

*\*Source: GEDCO*

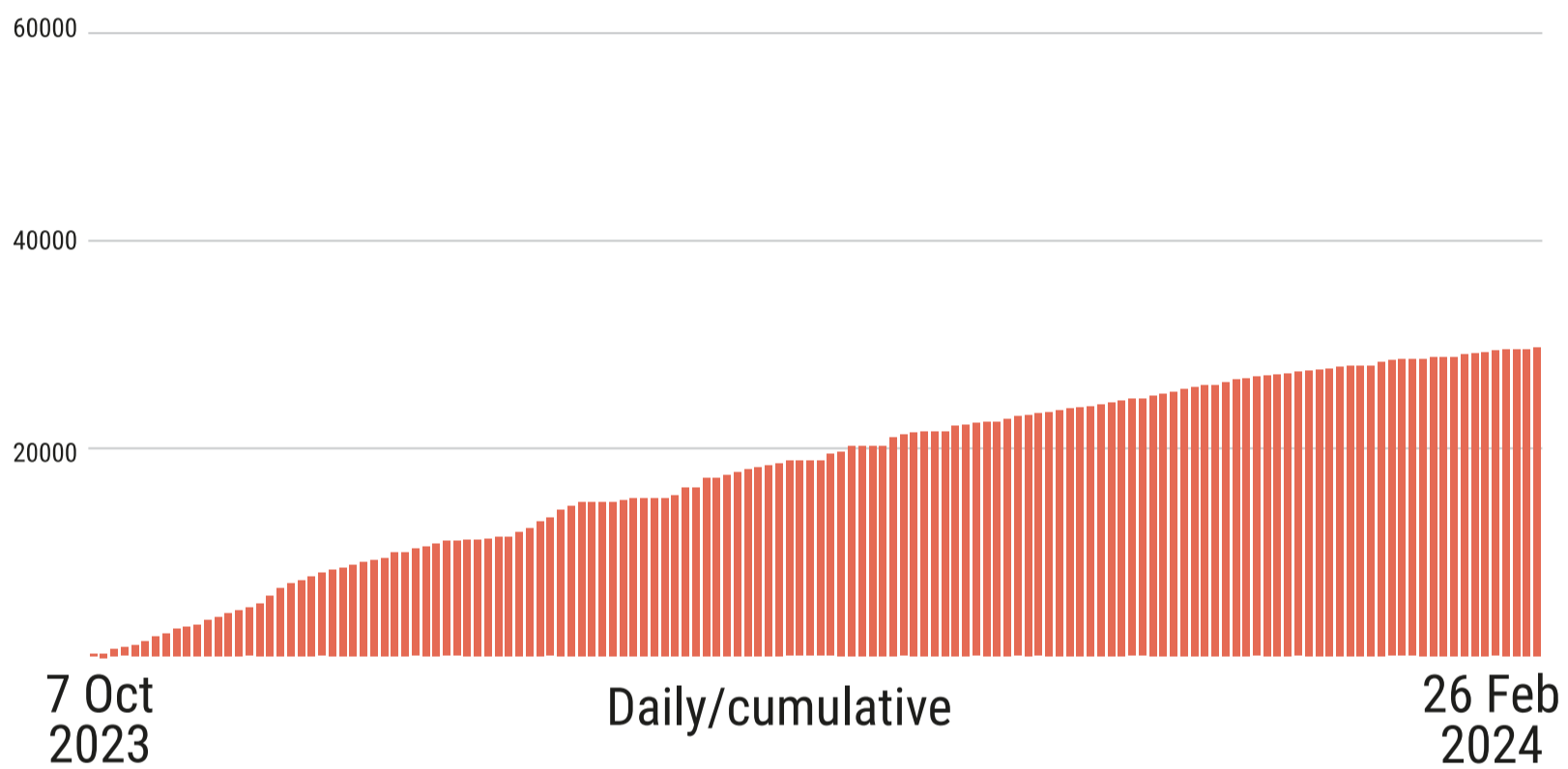


# REPORTED CASUALTIES

(Cumulative) as of 26 February 2024

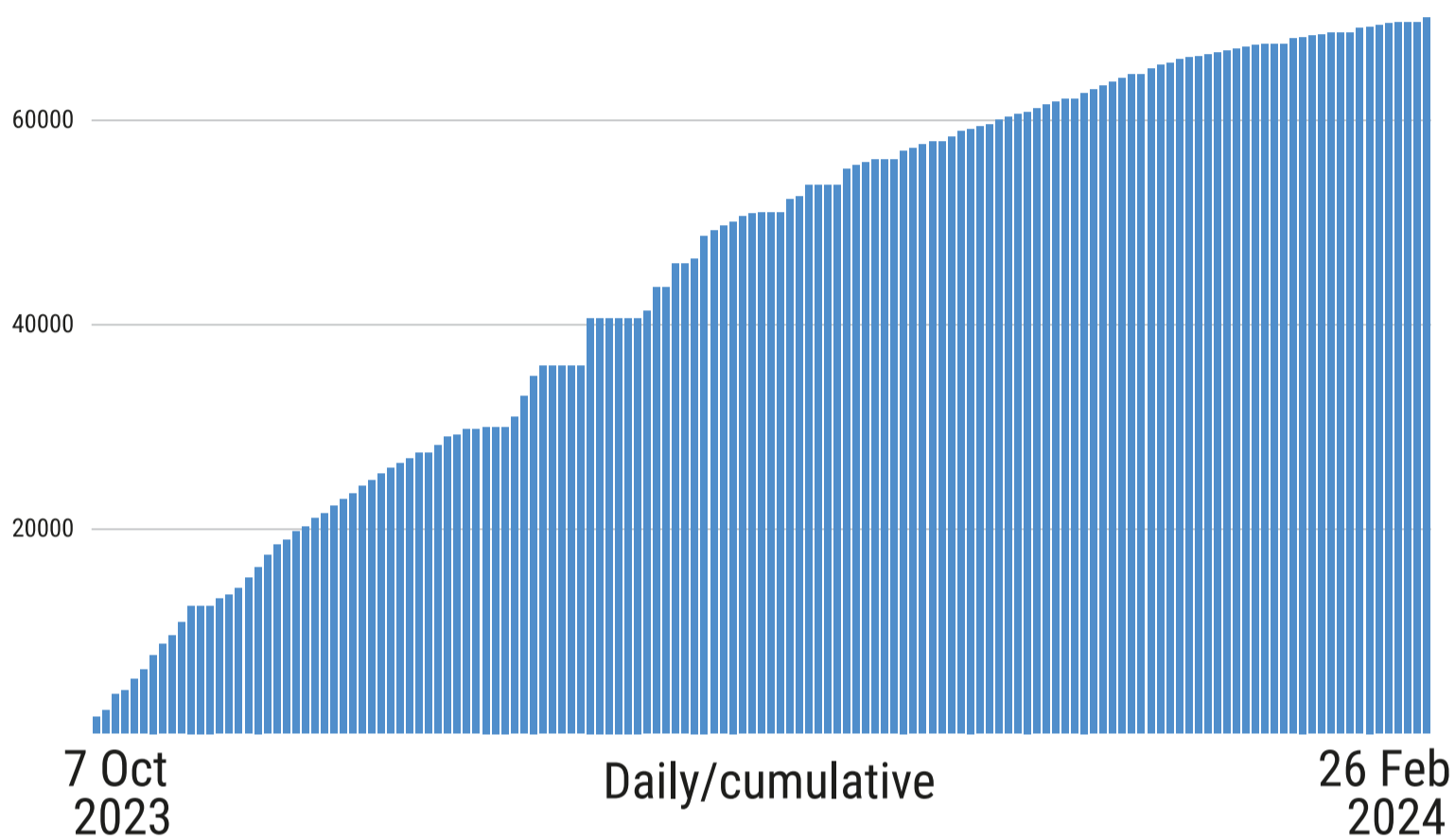
## Palestinians\*

 **29,782** in addition to ~1,000 fatalities in Israel, including people involved in the 7 October attack  
 Reported fatalities



\*Source: MoH Gaza

# 70,043 Reported injuries




\*Source: MoH Gaza

# Israelis\*\*

## Israel

 Over **1,200\*\*\*** Reported fatalities

 1,162 identified fatalities,  
including at least 33 children

 ~ **5,400** Reported injuries

## Gaza\*\*\*\*

 **238** Reported fatalities  **1,400** Reported injuries

**134 hostages remain in Gaza**

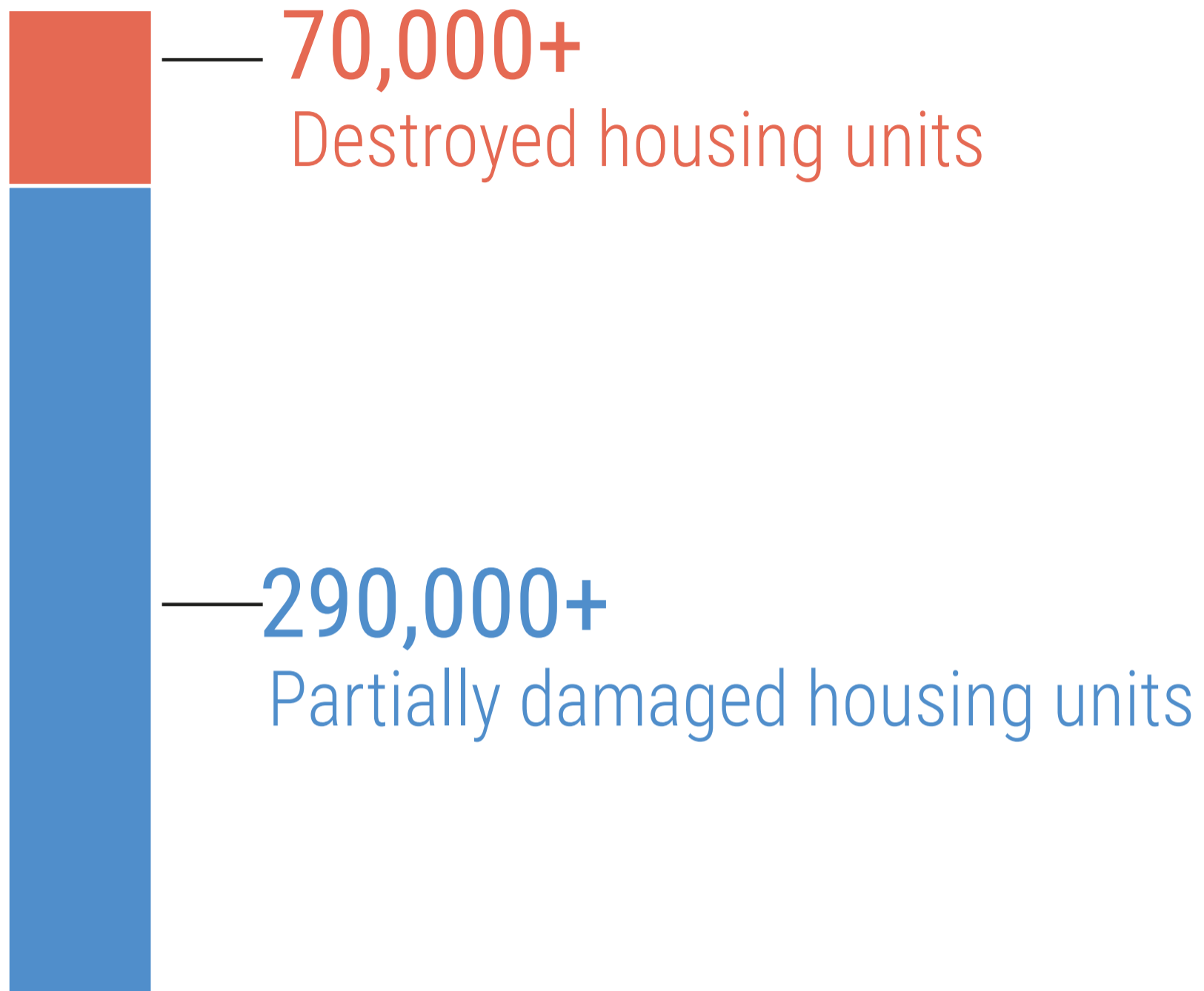
\*\* According to Israeli media citing official sources

\*\*\* The reported estimate refers to fatalities on 7 October and the immediate aftermath and includes foreign nationals.

\*\*\*\* The reported Israeli casualties are soldiers killed or injured since the start of the ground operation.

# Damage





- Over **60%** of housing units.
- **132** groundwater wells destroyed/damaged\*\*
- **392** education facilities.
- **11** bakeries.
- **123** ambulances.
- At least **3** churches and **184** mosques.

\*GMO as of 11 Feb

\*\*WASH cluster

 **PROTECTION**

**>1 million children** in need of mental health



and psycho-social support.  
Basic services and livelihoods

17,000 children are unemployed or



## FOOD SECURITY\*

- **2.2 million** people facing Crisis or worse levels of food insecurity (*IPC Phase 3 or above*).
- **1.17 million** people facing Emergency levels of food insecurity (*IPC Phase 4*).
- **>0.5 million** people facing Catastrophe levels of food insecurity (*IPC Phase 5*).

*\*Source: IPC, 21 December*



## WATER AND SANITATION

- **One** out of three water pipelines coming from Israel is operational, only at 47% of its full capacity.
- **83%** of groundwater wells are not operating.
- **All** wastewater treatment systems are not working.
- **No Access** to clean water in the northern governorates.
- **Two** out of three main water desalination plants are partially functional.



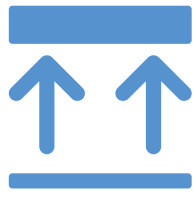
## HEALTH

- **12** hospitals partially functioning (6 in north of wadi Gaza and 6 in south of wadi Gaza), in addition to 3 partially functional field hospitals.
- **17%** of Primary Healthcare Centres are currently functional.
- **12** Emergency Medical Teams (EMTs).
- **>300,000** reported cases of acute respiratory infections.
- **>200,000** reported cases of acute watery diarrhea.



## EDUCATION

- **625K** (100%) Students with no access to education.
- **>4,660** students and 239 educational staff have been killed (MoE).
- **~92%** of all school buildings used as shelters and/or have sustained damage.



## HUMANITARIAN OPERATION

- **161** UN staff killed:  
UNRWA: **158**; WHO: **1**; UNDP: **1**, UNOPS: **1**
- At least **340** health workers killed.
- **46** Civil Defence killed while on duty.
- **124** journalists and media workers killed.

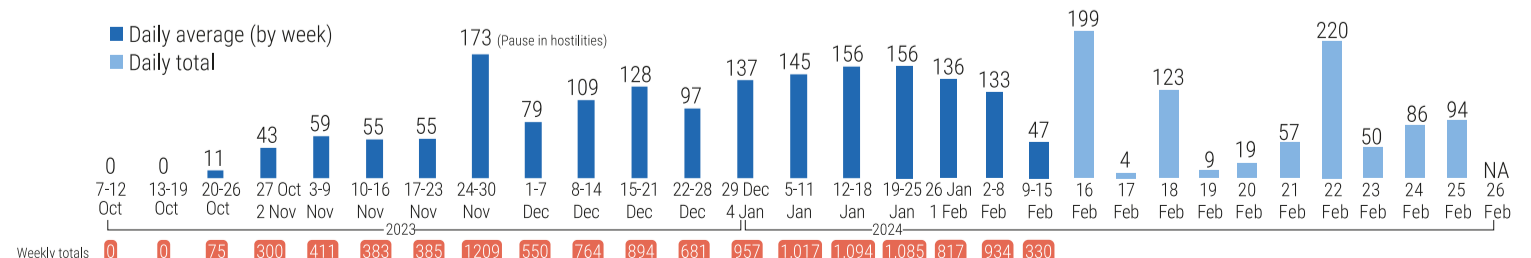


## MOVEMENT AND ACCESS

- Between 1 January and 15 February 2024, **51%** of aid missions planned for the north of Wadi Gaza and **25%** of those planned for the areas requiring coordination south of Wadi Gaza were denied access by the Israeli military.
- **>1,200** medical cases evacuated through Rafah and **>8,000** cases in need of medical evacuation.
- The Rafah crossing with Egypt and the Kerem Shalom crossing with Israel are open for the entry of approved goods.
- The Rafah crossing is also open for the movement of some wounded and sick people from Gaza to Egypt, and aid workers into and out of Gaza.
- Access to the sea and to areas near Israel's perimeter fence is prohibited.

### INCOMING TRUCKLOADS

The pre-crisis average per working day in 2023 was **500 truckloads, including fuel.**



Disclaimer: The UN has so far not been able to produce independent, comprehensive, and verified casualty figures; the current numbers have been provided by the Ministry of Health or the Government Media Office in Gaza and the Israeli authorities and await further verification. Other yet-to-be verified figures are also sourced.