

Hostilities in the Gaza Strip and Israel - reported impact | Day 143

27 Feb 2024

Day 143

KEY FIGURES



29,878
Palestinian fatalities

Source: MoH Gaza



~1.7 million
Of internally displaced
(75% of Gaza)

Source: UNRWA



2.2 million
People facing Crisis or worse
levels of food insecurity (IPC
Phase 3 or above)

Source: IPC



0 hours
Full electricity blackout

Source: GEDCO



REPORTED CASUALTIES

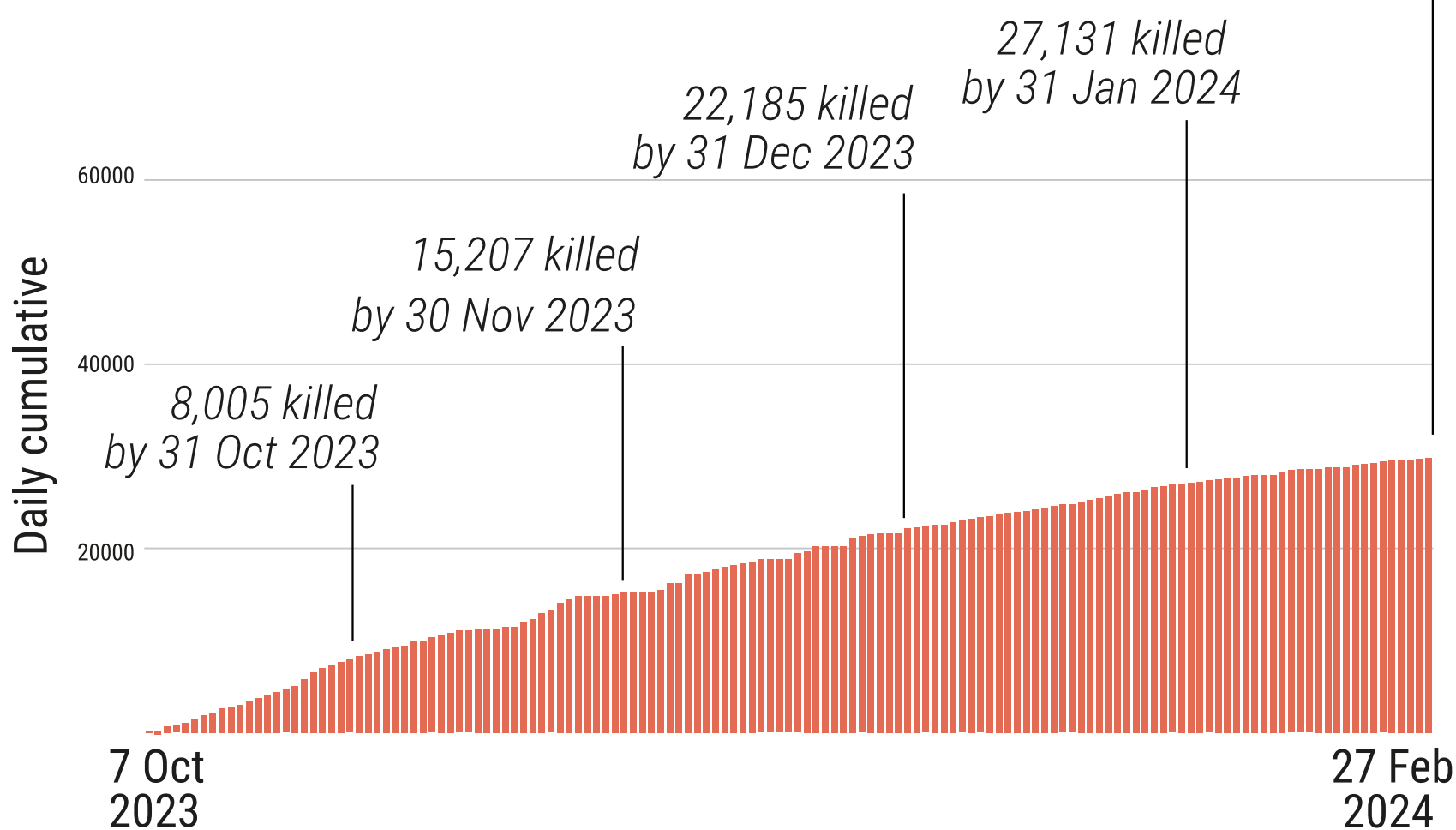
(Cumulative) as of 27 February 2024

Palestinians*

29,878

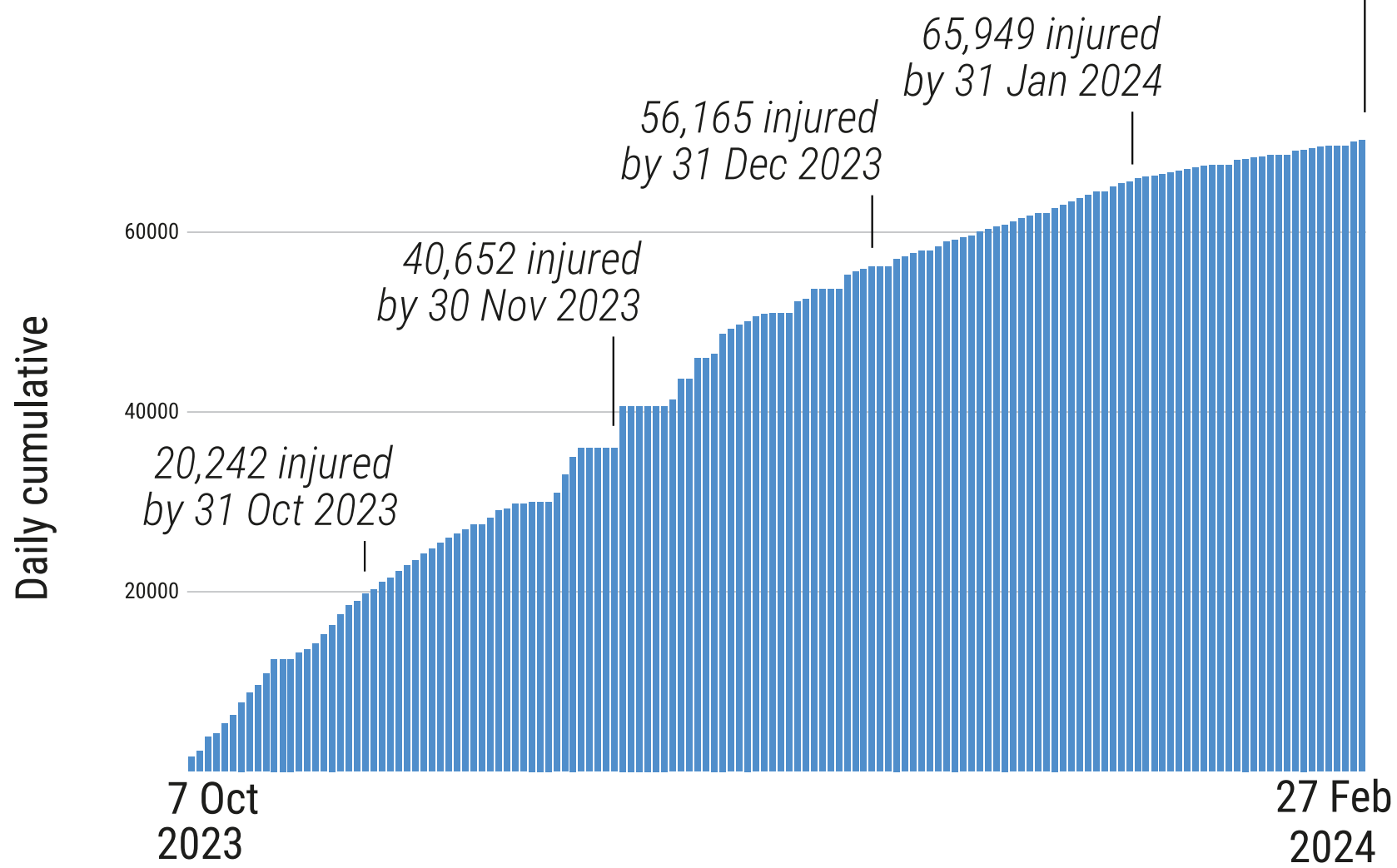
Reported fatalities

in addition to ~1,000 fatalities in Israel, including people involved in the 7 October attack



*Source: MoH Gaza

70,215 Reported injuries




*Source: MoH Gaza

Israelis**

Israel

 Over **1,200***** Reported fatalities

 1,162 identified fatalities,
including at least 33 children

 **~5,400** Reported injuries

Gaza****

 **238** Reported fatalities  **1,408** Reported injuries

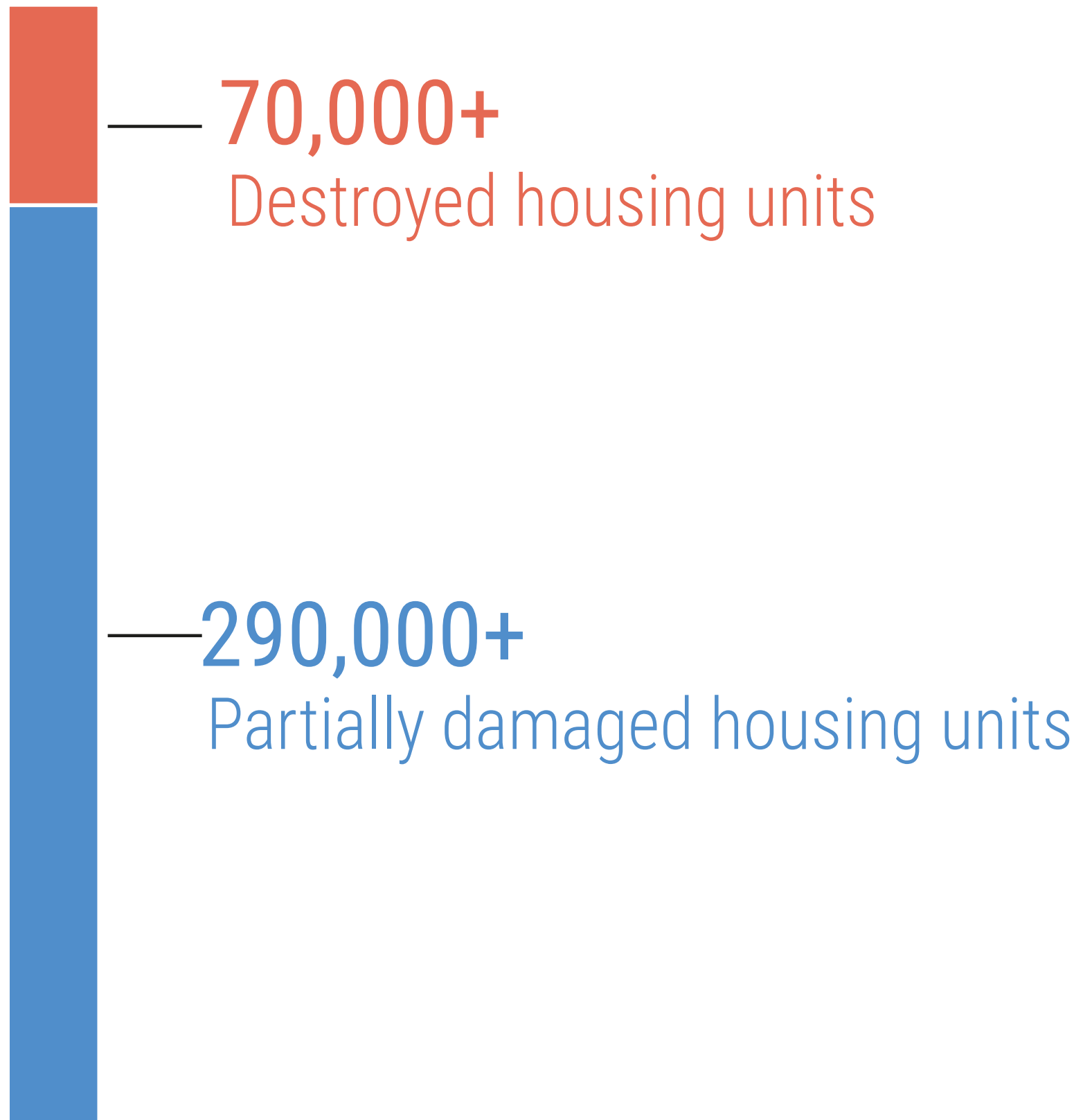
134 hostages remain in Gaza

** According to Israeli media citing official sources

*** The reported estimate refers to fatalities on 7 October and the immediate aftermath and includes foreign nationals.

**** The reported Israeli casualties are soldiers killed or injured since the start of the ground operation.

Damage



- **Over 60%** of housing units.
- **At least 3** churches and **208** mosques.

**Source: GMO as of 27Feb*

PROTECTION

- **>1 million children** in need of mental health and psycho-social support.

Basic services and livelihoods • ~17,000 children are unaccompanied or



FOOD SECURITY*

- **2.2 million** people facing Crisis or worse levels of food insecurity (*IPC Phase 3 or above*).
- **1.17 million** people facing Emergency levels of food insecurity (*IPC Phase 4*).
- **>0.5 million** people facing Catastrophe levels of food insecurity (*IPC Phase 5*).

**Source: IPC, 21 December*



WATER AND SANITATION

- **One** out of three water pipelines coming from Israel is operational, only at 47% of its full capacity.
- **83%** of groundwater wells are not operating.
- **All** wastewater treatment systems are not working.
- **No Access** to clean water in the northern governorates.
- **Two** out of three main water desalination plants are partially functional.
- **132** groundwater wells destroyed/damaged.




HEALTH

- **12** hospitals partially functioning (6 in north and 6 in south of wadi Gaza).
- **3** partially functional field hospitals.
- **17%** of Primary Healthcare Centres are functional.
- **>300,000** reported cases of acute respiratory infections.
- **>200,000** reported cases of acute watery diarrhea.
- **124** ambulances damaged/destroyed. (*Source: GMO*)



EDUCATION


- **625K** (100%) Students with no access to education.
- **>4,660** students and 239 educational staff have been killed (MoE).
- **~92%** of all school buildings used as shelters and/or have sustained damage.



HUMANITARIAN OPERATION

- **161** UN staff killed:
UNRWA: **158**; WHO: **1**; UNDP: **1**, UNOPS: **1**
- At least **340** health workers killed.
- **47** Civil Defence killed while on duty.
- **130** journalists and media workers killed.

Source: GMO

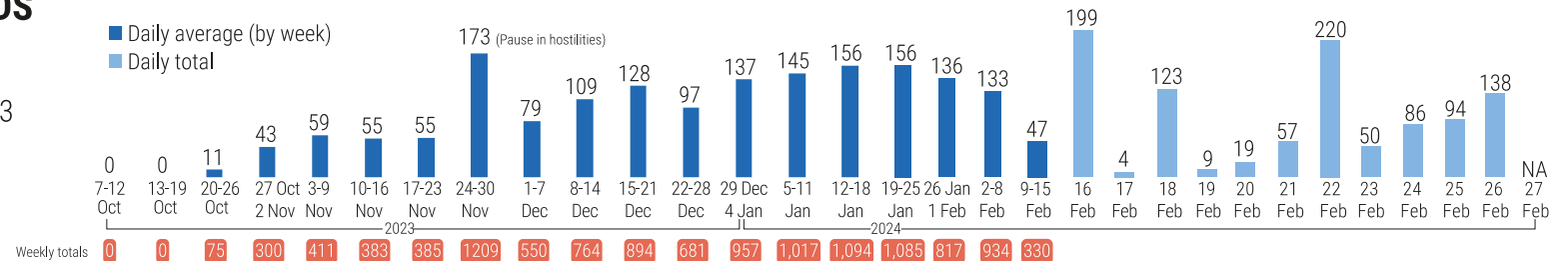


MOVEMENT AND ACCESS

- Between 1 January and 15 February 2024, **51%** of aid missions planned for the north of Wadi Gaza and **25%** of those planned for the areas requiring coordination south of Wadi Gaza were denied access by the Israeli military.
- **>8,000** cases in need of medical evacuation.

INCOMING TRUCKLOADS

The pre-crisis average per working day in 2023 was **500 truckloads, including fuel.**



Disclaimer: The UN has so far not been able to produce independent, comprehensive, and verified casualty figures; the current numbers have been provided by the Ministry of Health or the Government Media Office in Gaza and the Israeli authorities and await further verification. Other yet-to-be verified figures are also sourced.