

Hostilities in the Gaza Strip and Israel - reported impact | Day 160

15 Mar 2024

Day 160

KEY FIGURES



31,490
Palestinian fatalities

Source: MoH Gaza



~1.7 million
internally displaced persons
(75% of Gaza)

Source: UNRWA



31 people
including 27 children died of
malnutrition & dehydration.

Source: MoH Gaza



0 hours
Full electricity blackout

Source: GEDCO



REPORTED CASUALTIES

(Cumulative) as of 15 March 2024

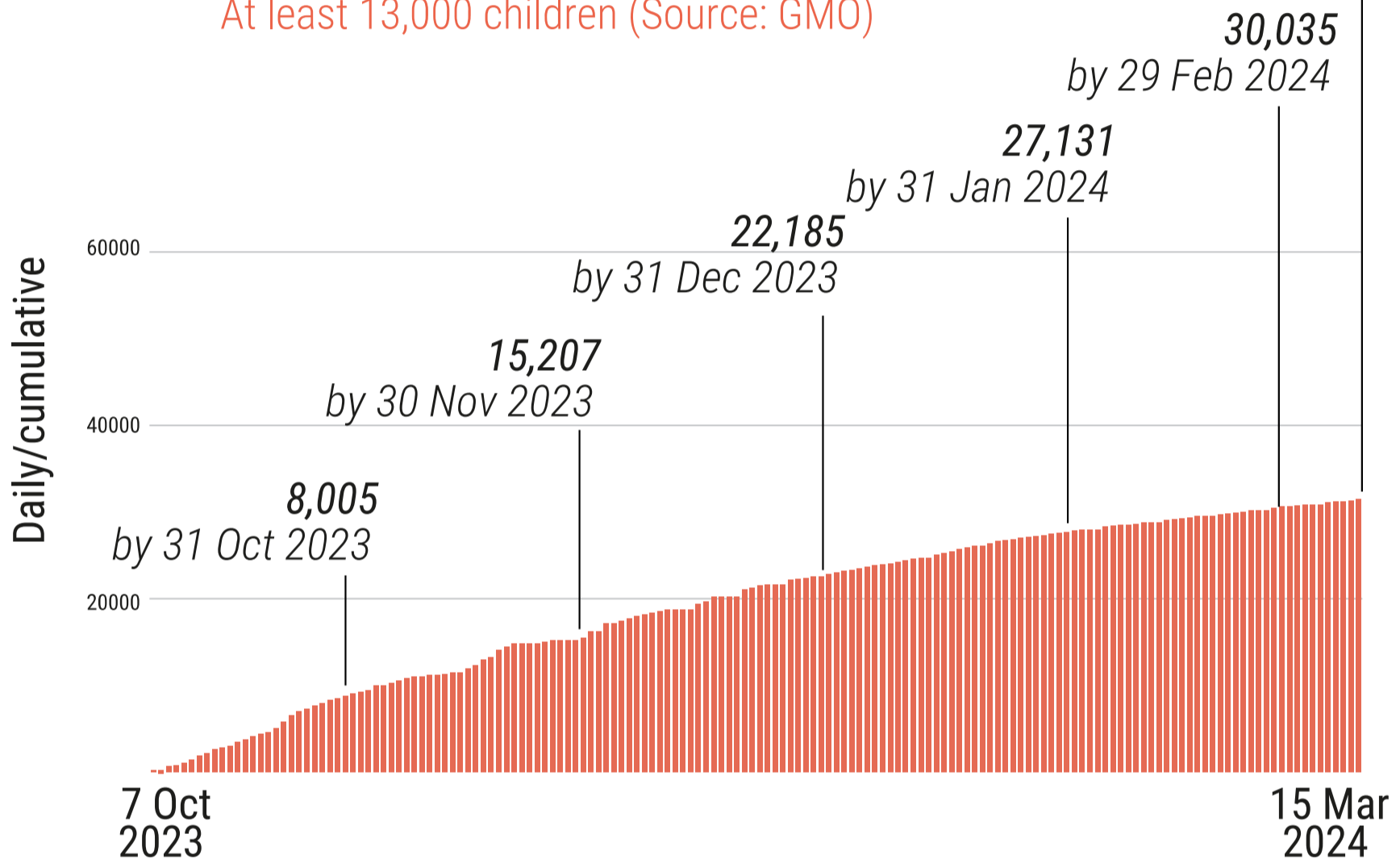
Palestinians*

31,490

Reported fatalities including

At least 9,000 women (Source: MoH Gaza)

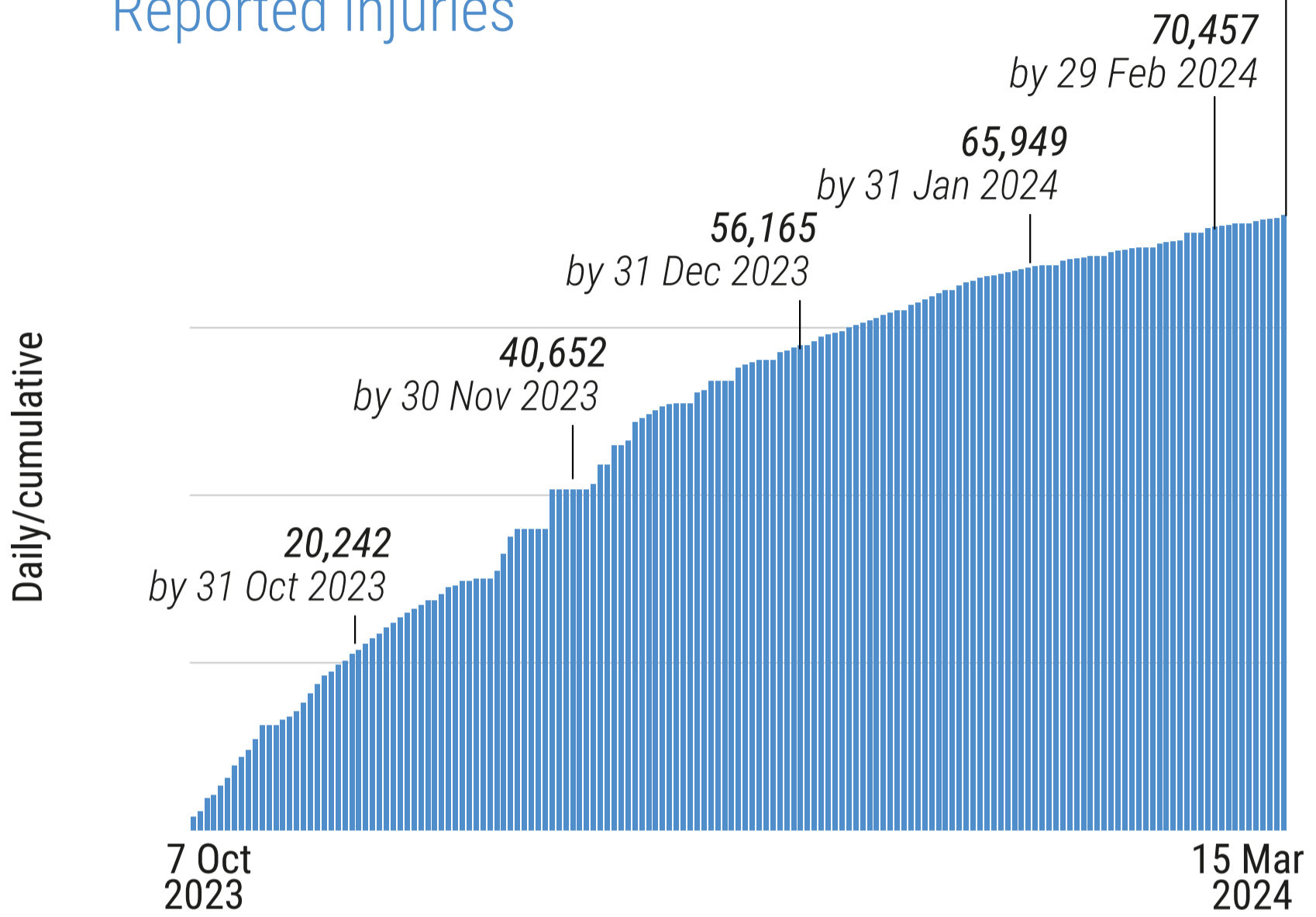
At least 13,000 children (Source: GMO)



Not including more than **7,000** reported missing or under the rubble (Source: GMO)

*Source: MoH Gaza

73,439 Reported injuries




*Source: MoH Gaza

*Source: MoH Gaza

Israelis**

Israel

 Over **1,200***** Reported fatalities

 1,162 identified fatalities,
including at least 33 children

 ~ **5,400** Reported injuries

Gaza****

 **247** Reported fatalities  **1,476** Reported injuries

134 hostages remain in Gaza

** According to Israeli media citing official sources

*** This includes fatalities on 7 October and the immediate aftermath, including foreign nationals.

**** The reported Israeli casualties are soldiers killed or injured since the start of the ground operation.



HEALTH

- **12** hospitals partially functioning (6 in north and 6 in south of Wadi Gaza).
- **2 out of 3** field hospitals are fully functional.
- **~24%** of primary health care facilities are functional.
- **>300,000** reported cases of acute respiratory infections.
- **>200,000** reported cases of acute watery diarrhea.
- **17** Emergency Medical Teams (EMTs) are operational.



NUTRITION

- **31** people, including 27 children died of malnutrition & dehydration (source: MoH Gaza).
- **~16%** of children under the age of two in northern Gaza suffer from acute malnutrition.
- **~5%** of children under the age of two in Rafah suffer from acute malnutrition.



EDUCATION*

- **625,000** students with no access to education.
- **>5,000** students and **>240** teachers have been killed.
- **>60%** of schools sustained damage (~350 out of 563).

*Source: MoE, as of 13 February



PROTECTION

- **~1.7 million** internally displaced persons.

- **>1 million children** in need of mental health and psycho-social support.
- **~17,000** children are unaccompanied or separated from their parents



FOOD SECURITY*

- **2.2 million** people facing crisis or worse levels of food insecurity (*IPC Phase 3 or above*).
- **1.17 million** people facing emergency levels of food insecurity (*IPC Phase 4*).
- **>0.5 million** people facing catastrophic levels of food insecurity (*IPC Phase 5*).

*Source: IPC, 21 December

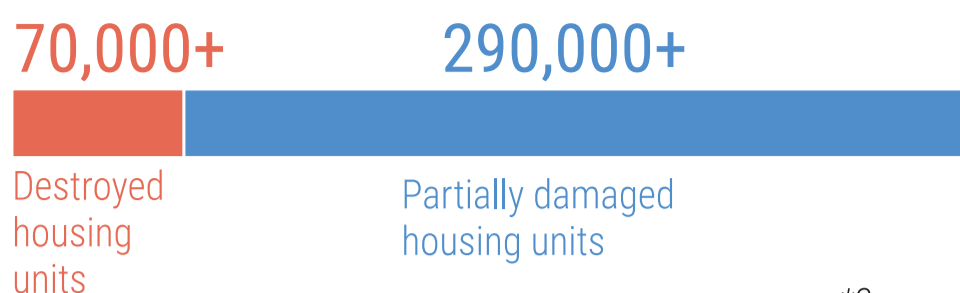


WATER AND SANITATION

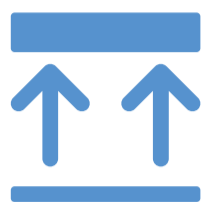
- **One out of three** water pipelines coming from Israel is operational, only at **42%** of its full capacity.
- **83%** of groundwater wells are not operating.
- **All** wastewater treatment systems are non-operational; one of them is partially working.
- **No access** to clean water in the northern governorates.
- **Two out of three** main water desalination plants are partially functional.
- **~57%** of assessed WASH facilities damaged/destroyed.

REPORTED DAMAGE*

- **Over 60%** of housing units.
- **At least 3** churches and **223** mosques.
- **155** health facilities (source: MoH Gaza).
- **126** ambulances (source: MoH Gaza).



*Source: GMO



HUMANITARIAN OPERATION

- **168** UN staff killed:
UNRWA: **165**; WHO: **1**; UNDP: **1**; UNOPS: **1**
- **348** health workers killed (source: MoH Gaza).
- **48** Civil Defence killed while on duty.*
- **14** PRCS staff killed (source: PRCS).

*Source: GMO as of 14 Mar

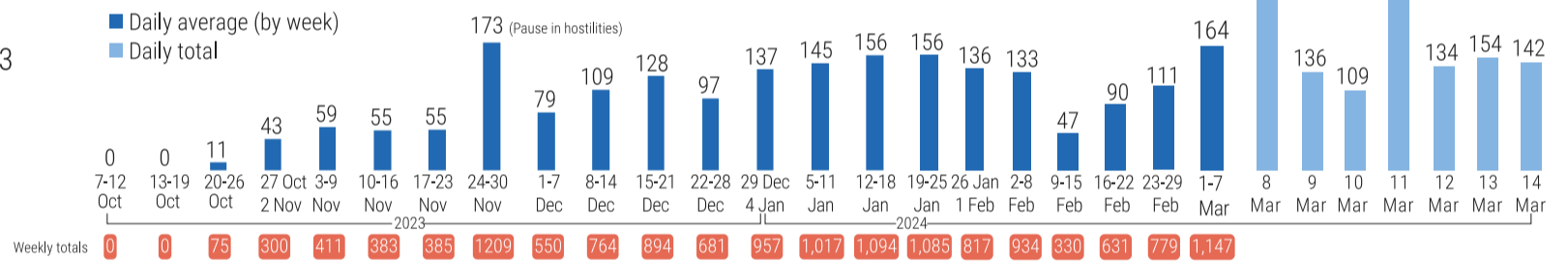


MOVEMENT AND ACCESS

- In February, **40%** of aid missions in Gaza to areas requiring coordination were denied or impeded access.
- **>8,000** patients are currently on the waiting list for medical referral abroad.
- **2,613** medical referrals abroad, including 1,698 wounded and 915 ill, along with 1,785 companions (source: WHO).

INCOMING TRUCKLOADS

The pre-crisis average per working day in 2023 was **500 truckloads, including fuel.**



Disclaimer: The UN has so far not been able to produce independent, comprehensive, and verified casualty figures; the current numbers have been provided by the Ministry of Health or the Government Media Office in Gaza and the Israeli authorities and await further verification. Other yet-to-be verified figures are also sourced.