

Hostilities in the Gaza Strip and Israel - reported impact | Day 215

08 May 2024

Day 215

KEY FIGURES



34,844
Palestinian fatalities

Source: MoH Gaza



~1.7 million
internally displaced persons
(75% of Gaza)

Source: UNRWA



1.1 million
people projected to face
catastrophic levels of food
insecurity (IPC Phase 5)

Source: IPC projection
for 16 March - 15 July 2024



0 hours
Full electricity blackout

Source: GEDCO



REPORTED CASUALTIES

(Cumulative) as of 8 May 2024

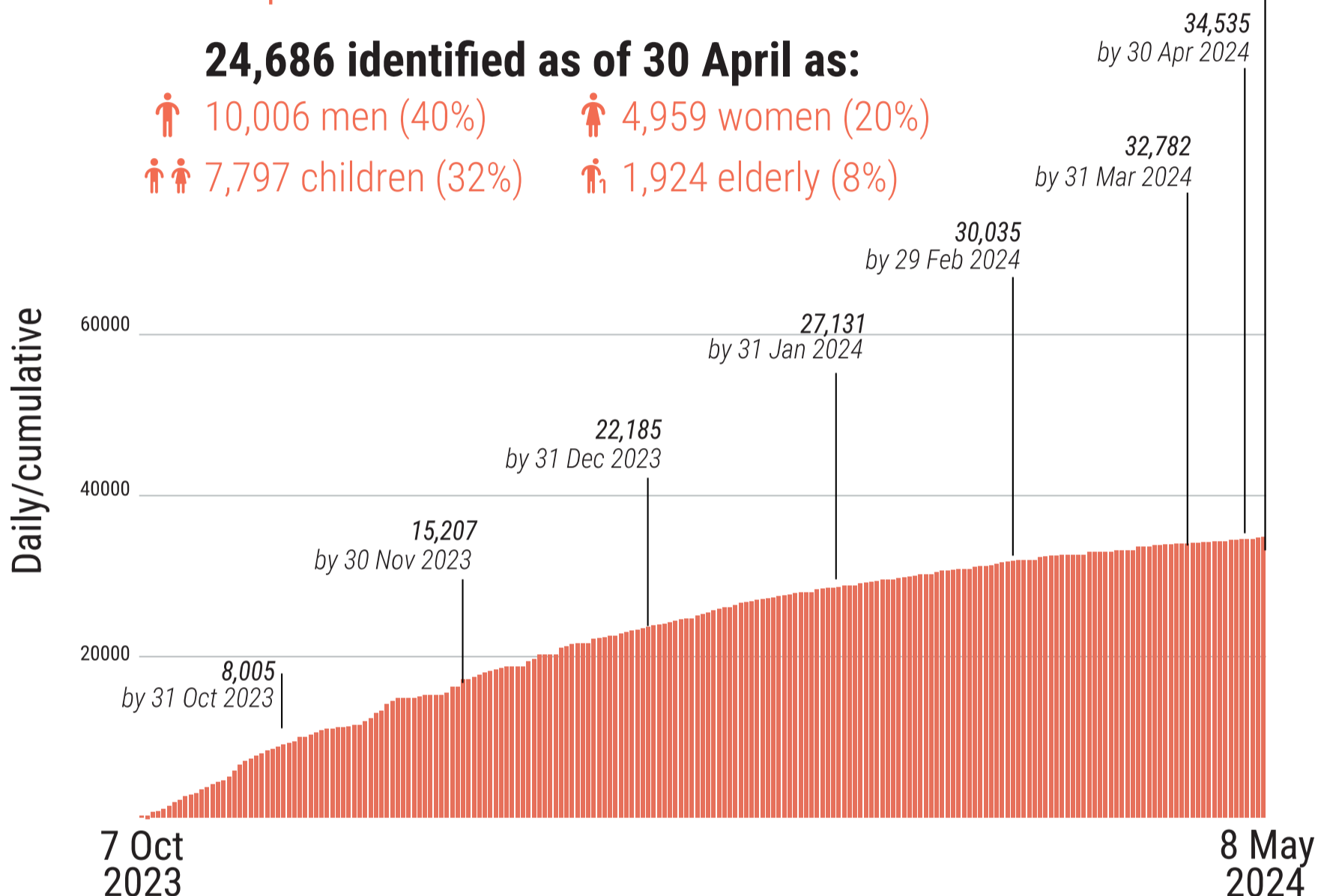
Palestinians*

34,844

Reported fatalities include

24,686 identified as of 30 April as:

- 10,006 men (40%)
- 4,959 women (20%)
- 7,797 children (32%)
- 1,924 elderly (8%)



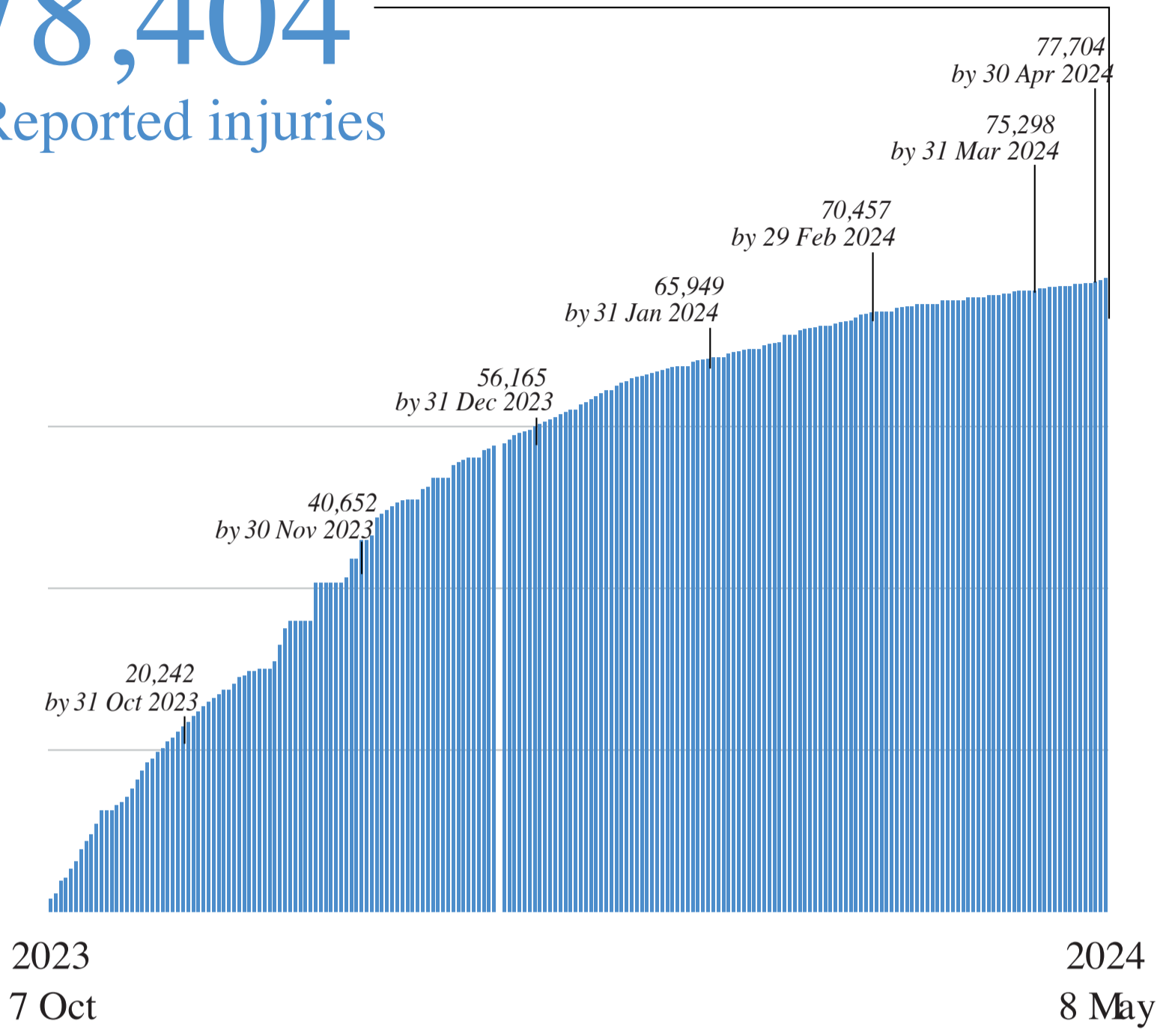
Not including more than **10,000** reported missing or under the rubble (source: GMO and PCD)

*Source: MoH Gaza

78,404

Reported injuries

Daily/cumulative



**Source: MoH Gaza*

**Source: MoH Gaza*

Israelis**

Israel

 Over **1,200***** Reported fatalities

 1,162 identified fatalities,
including at least 33 children

 ~ **5,400** Reported injuries

Gaza****

 **266** Reported fatalities  **1,610** Reported injuries

estimated 132 hostages remain in Gaza

** According to Israeli media citing official sources

*** This includes fatalities on 7 October and the immediate aftermath, including foreign nationals.

**** The reported Israeli casualties are soldiers killed or injured since the start of the ground operation.



HEALTH

- **12** hospitals partially functioning (3 in North Gaza, 3 in Gaza, 2 in Deir al Balah, 2 in Khan Younis and 2 in Rafah).
- **24** hospitals are out of service.
- **7** field hospitals functional (1 in Deir al Balah, 2 in Khan Younis & 4 in Rafah).
- **70%** of primary health care centres not functional (62 out of 88).
- **>710,000** cases of acute respiratory infections (source: WHO).
- **>380,000** cases of acute watery diarrhea (source: WHO).
- **19** Emergency Medical Teams (EMTs) deployed, including 2 in northern Gaza.
- **33%** (8 out of 24) of UNRWA health centres are operational.



NUTRITION

- **~31%** of children under the age of two in northern Gaza suffer from acute malnutrition.
- **~10%** of children under the age of two in Rafah suffer from acute malnutrition.
- **>50,000** children are estimated to be acutely malnourished at present.



EDUCATION

- **625,000** students with no access to education.
- **>6,400** students and 300 educational staff killed (source: MoE, as of 7 May 2024).
- **~73%** (408 out of 563) of school buildings were directly hit or damaged, of which **29%** were UNRWA schools.
- **~60%** (320 out of 563) of schools buildings have served as IDP

shelters, of which **65%** were directly hit or damaged.



SHELTER

- **1 square metre** of average space per person in IDP shelters.
- **44%** of shelters lack sufficient ventilation.



FOOD SECURITY

- **265K** people facing crisis levels of food insecurity (*IPC Phase 3*).*
- **854K** people facing emergency levels of food insecurity (*IPC Phase 4*).*
- **1.1 million** people facing catastrophic levels of food insecurity (*IPC Phase 5*).*
- **60-70%** of meat and dairy-producing livestock killed or prematurely slaughtered (source: FAO).

* Source: IPC projection for 16 March - 15 July 2024



WATER AND SANITATION

- **Three** water pipelines coming from Israel are partially operational, providing about 1650 m³ per hour.
- **83%** of groundwater wells are not operating.
- **Two of three** main water desalination plants are partially functional.
- **~57%** of assessed WASH facilities damaged/destroyed.
- **~270,000** tons of accumulated solid waste (source: Union of Gaza Strip Municipalities).



PROTECTION

- **~1.7 million** internally displaced persons (IDPs).
- **>1 million children** in need of mental health and psycho-social support.
- **~17,000** children are unaccompanied or separated.
- At least **260** aid workers killed (254 nationals, 6 foreigners), including:
 - **191** UN staff - UNRWA: 188; WHO: 1; UNDP: 1; UNOPS: 1
 - **27** PRCS staff and volunteers, including 17 while on duty.
 - At least **42** other aid workers.
- **493** health workers killed, including at least 15 also counted under aid workers above (source: MoH Gaza).
- **68** Civil Defence staff killed while on duty (source: GMO).
- **142** journalists and media workers killed (source: GMO).

REPORTED DAMAGE

- **>60%** of residential buildings (World Bank, as of Jan 2024).
- **>80%** of commercial facilities (World Bank, as of Jan 2024).
- **At least 3** churches and **243** mosques destroyed (source: GMO).
- **155** health facilities (source: MoH Gaza).
- **169** UNRWA installations (source: UNRWA).
- **130** ambulances (source: MoH Gaza).

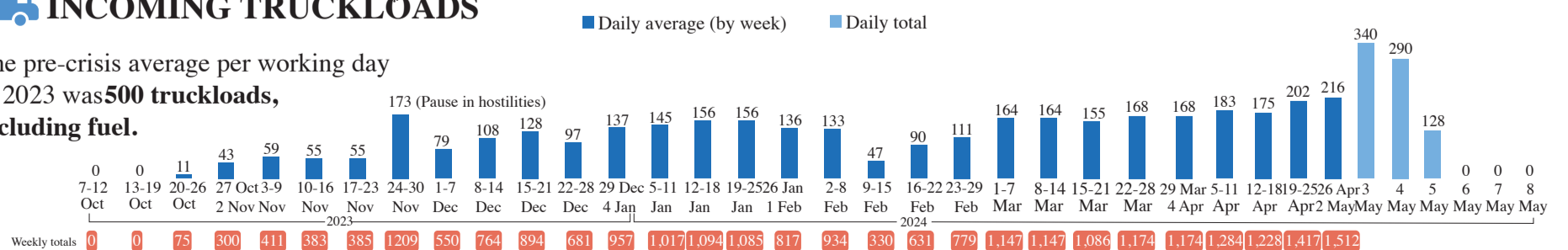


MOVEMENT AND ACCESS

- In April, **52** humanitarian aid missions to northern Gaza were facilitated by the Israeli authorities, **9** were denied, **25** were impeded, and **8** were cancelled due to logistical constraints. Moreover, **147** aid missions to areas in southern Gaza that require coordination were facilitated by the Israeli authorities, **19** were denied, **6** were impeded, and **13** were cancelled.
- **56%** (5,643 out of 10,051) of critical patients who submitted requests for medical evacuation have been approved, of whom 83% (4,697) have been medically evacuated abroad. (WHO, as of 30 April).

INCOMING TRUCKLOADS

The pre-crisis average per working day in 2023 was **500 truckloads, including fuel.**



*Supplies observed or registered by the UN as entering through Kerem Shalom or Rafah. Other incoming supplies are not currently captured.

Source: gazadashboard.unrwa.org

Disclaimer: The UN has so far not been able to produce independent, comprehensive, and verified casualty figures; the current numbers have been provided by the Ministry of Health or the Government Media Office in Gaza and the Israeli authorities and await further verification. Other yet-to-be verified figures are also sourced.