

Hostilities in the Gaza Strip and Israel - reported impact | Day 220

13 May 2024

Disclaimer: Figures that are yet-to-be verified by the UN are attributed to their source. Casualty numbers have been provided by the Ministry of Health or the Government Media Office in Gaza and the Israeli authorities. Previous data breakdowns provided in this snapshot of women and children killed were attributed to the GMO based on reported fatalities. The fatality breakdowns currently cited are those that the MoH in Gaza has recently fully identified out of the higher number of casualties they report.‡

Day 220

KEY FIGURES



35,091
Palestinian fatalities

Source: MoH Gaza, as of 13 May 2024



~1.7 million
internally displaced persons
(75% of Gaza)

Source: UNRWA



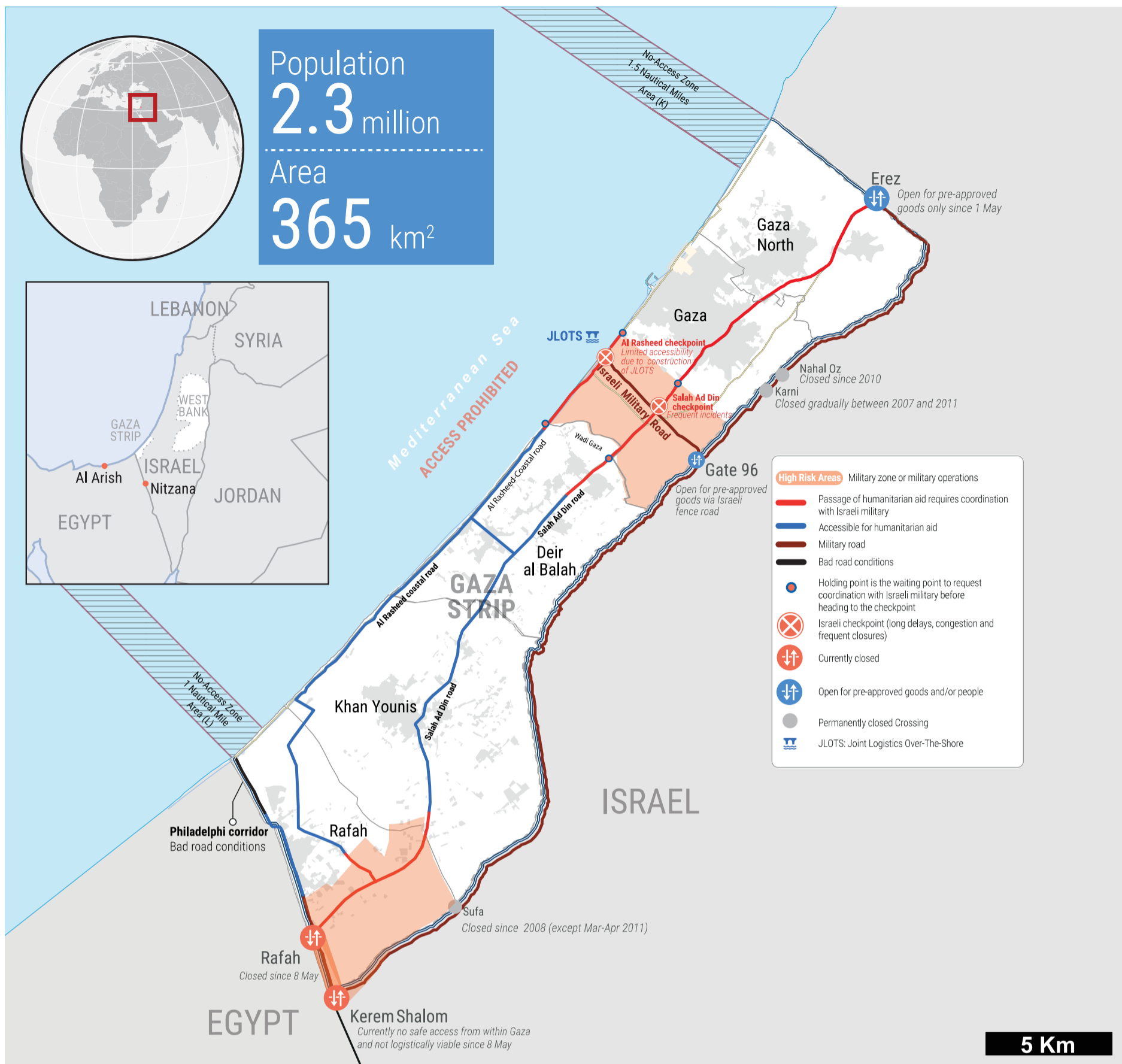
1.1 million
people projected to face catastrophic
levels of food insecurity (IPC Phase 5)

Source: IPC projection
for 16 March - 15 July 2024



0 hours
Full electricity blackout

Source: GEDCO



REPORTED CASUALTIES

(Cumulative) as of 13 May 2024

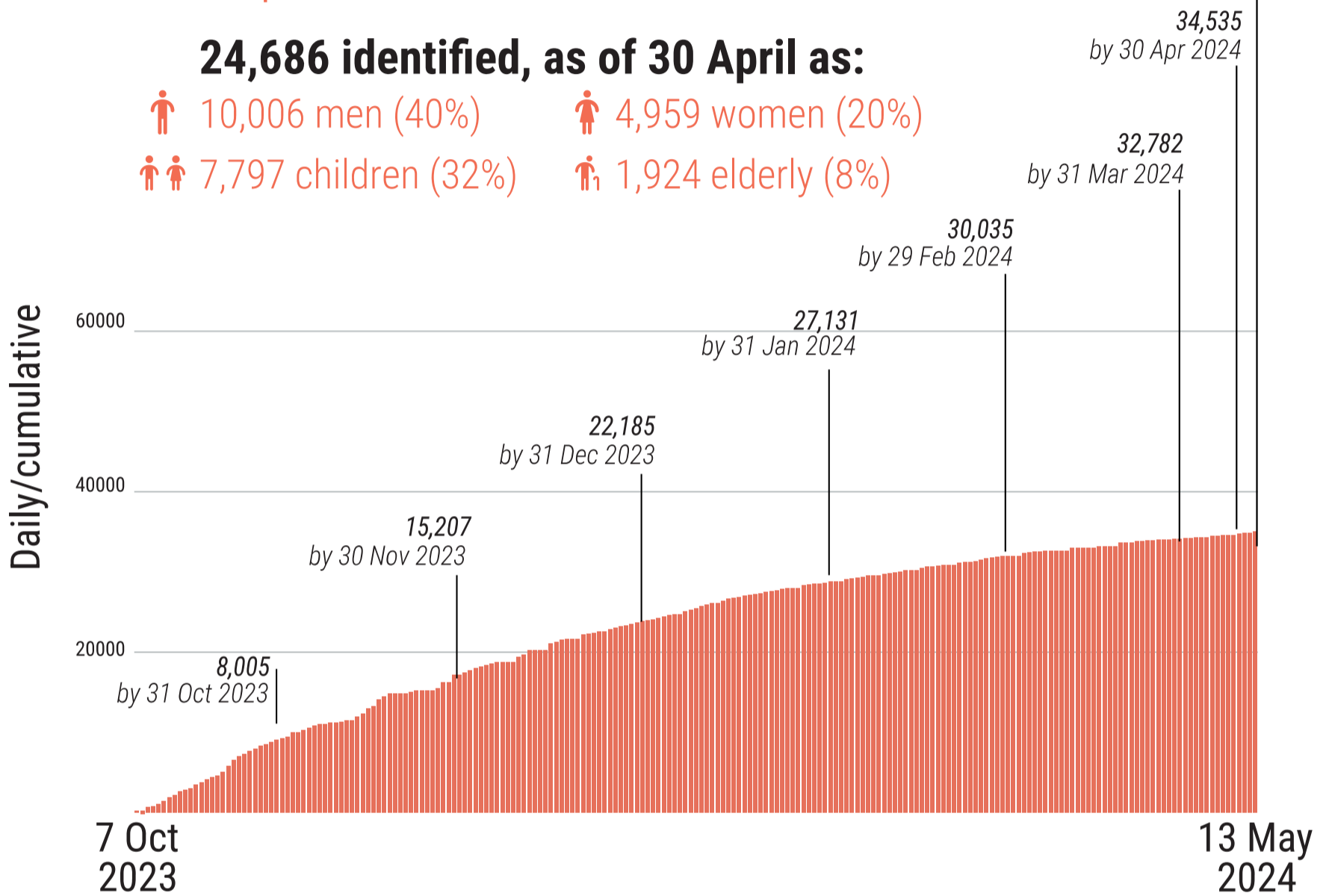
Palestinians*

35,091

Reported fatalities include

24,686 identified, as of 30 April as:

-  10,006 men (40%)  4,959 women (20%)
-  7,797 children (32%)  1,924 elderly (8%)

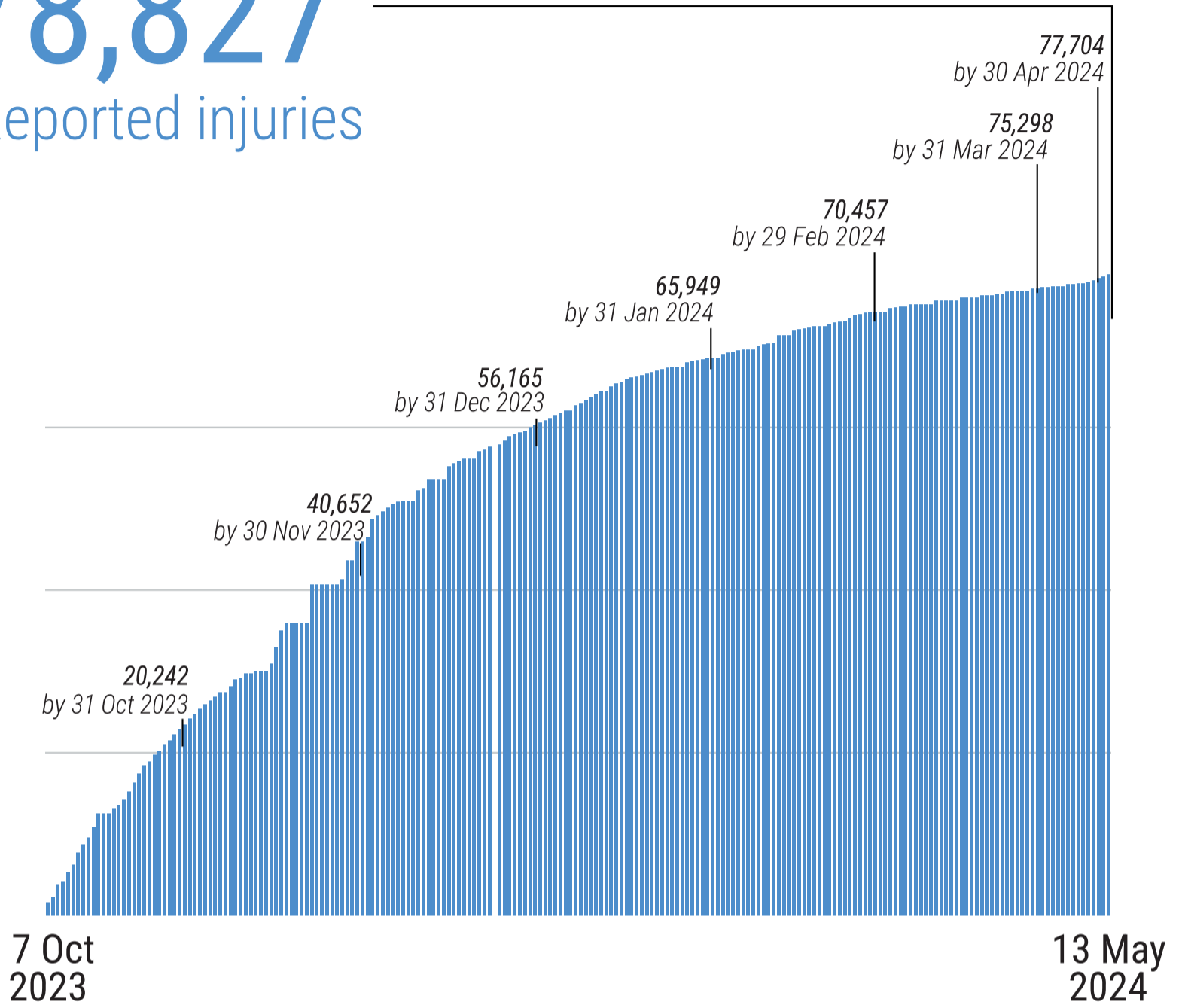


Not including more than **10,000** reported missing or under the rubble (source: GMO and PCD).

*Source: MoH Gaza

78,827 Reported injuries

Daily/cumulative



*Source: MoH Gaza

*Source: MoH Gaza

Israelis**

Israel

  Over **1,200***** Reported fatalities

  1,162 identified fatalities,
including at least 33 children

  ~**5,400** Reported injuries

Gaza****

  **272** Reported fatalities   **1,674** Reported injuries

estimated 132 hostages remain in Gaza

** According to Israeli media citing official sources

*** This includes fatalities on 7 October and the immediate aftermath, including foreign nationals.

**** The reported Israeli casualties are soldiers killed or injured since the start of the ground operation.



HEALTH

- **12** hospitals partially functioning (3 in North Gaza, 3 in Gaza, 2 in Deir al Balah, 2 in Khan Younis and 2 in Rafah).
- **24** hospitals are out of service.
- **9** field hospitals functional (1 in Deir al Balah, 2 in Khan Younis & 6 in Rafah).
- **71%** of primary health care centres not functional (63 out of 89).
- **>760,000** cases of acute respiratory infections (source: WHO).
- **>410,000** cases of acute watery diarrhea (source: WHO).
- **20** Emergency Medical Teams (EMTs) deployed, including 2 in northern Gaza.
- **33%** (8 out of 24) of UNRWA health centres are operational.



NUTRITION

- **~31%** of children under the age of two in northern Gaza suffer from acute malnutrition.
- **~10%** of children under the age of two in Rafah suffer from acute malnutrition.
- **>50,000** children are estimated to be acutely malnourished at present.
- **1,125** children hospitalized for the treatment of Severe Acute Malnutrition (source: UNICEF, as of 30 April).



EDUCATION

- **625,000** students with no access to education.
- **>6,400** students and 300 educational staff killed (source: MoE, as of 7 May 2024).
- **~73%** (408 out of 563) of school buildings were directly hit or damaged, of which **29%** were UNRWA schools.
- **~60%** (320 out of 563) of schools buildings have served as IDP shelters, of which **65%** were directly hit or damaged.

SHELTERS, OF WHICH **95%** WERE DIRECTLY HIT OR DAMAGED.



SHELTER

- **1 square metre** of average space per person in IDP shelters.



FOOD SECURITY

- **265K** people facing crisis levels of food insecurity (*IPC Phase 3*).*
- **854K** people facing emergency levels of food insecurity (*IPC Phase 4*).*
- **1.1 million** people facing catastrophic levels of food insecurity (*IPC Phase 5*).*
- **60-70%** of meat and dairy-producing livestock killed or prematurely slaughtered (source: FAO).

* Source: IPC projection for 16 March - 15 July 2024



WATER AND SANITATION

- **Three** water pipelines coming from Israel are partially operational, providing about 1,650 m³ per hour.
- **83%** of groundwater wells are not operating.
- **Two of three** main water desalination plants are partially functional.
- **~57%** of assessed WASH facilities damaged/destroyed.
- **~270,000** tons of accumulated solid waste (source: Union of Gaza Strip Municipalities).



PROTECTION

- **~1.7 million** internally displaced persons (IDPs).
- **>1 million children** in need of mental health and psycho-social support.
- **~17,000** children are unaccompanied or separated.
- At least **260** aid workers killed (254 nationals, 6 foreigners), including:
 - **191** UN staff - UNRWA: 188; WHO: 1; UNDP: 1; UNOPS: 1
 - **27** PRCS staff and volunteers, including 17 while on duty.
 - At least **42** other aid workers.
- **493** health workers killed, including at least 15 also counted under aid workers above (source: MoH Gaza).
- **69** Civil Defence staff killed while on duty (source: PCD).
- **143** journalists and media workers killed (source: GMO).

REPORTED DAMAGE

- **>60%** of residential buildings (source: World Bank, as of Jan 2024).
- **>80%** of commercial facilities (source: World Bank, as of Jan 2024).
- **At least 3** churches and **243** mosques destroyed (source: GMO).
- **155** health facilities (source: MoH Gaza).
- **169** UNRWA installations (source: UNRWA).
- **130** ambulances (source: MoH Gaza).

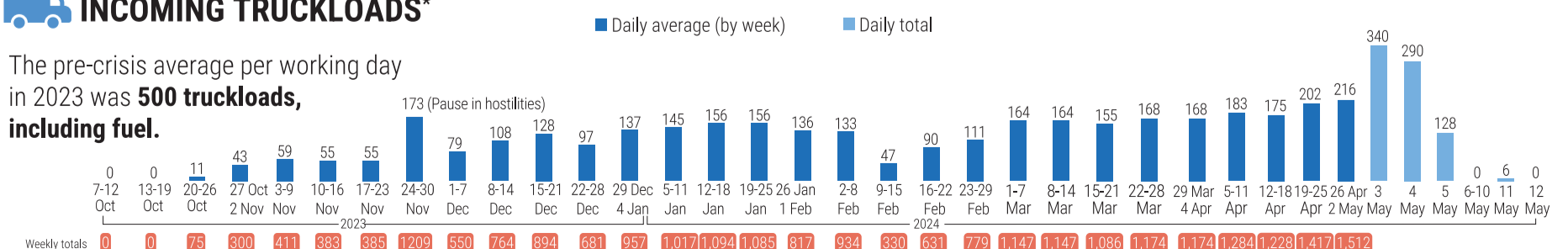


MOVEMENT AND ACCESS

- Between 1 and 9 May, **9** humanitarian aid missions to northern Gaza were facilitated by the Israeli authorities, **5** were denied, **11** were impeded, and **7** were cancelled due to logistical constraints. Moreover, **25** aid missions to areas in southern Gaza that require coordination were facilitated by the Israeli authorities, **9** were denied, **3** were impeded, and **9** were cancelled.
- **58%** (5,857 out of 10,175) of critical patients who submitted requests for medical evacuation have been approved, of whom **83%** (4,843) have been medically evacuated abroad. (source: WHO, as of 6 May).

INCOMING TRUCKLOADS*

The pre-crisis average per working day in 2023 was **500 truckloads, including fuel.**



*Supplies observed or registered by the UN as entering through Kerem Shalom or Rafah. Other incoming supplies are not currently captured.

Source: gazadashboard.unrwa.org

‡ Double dagger indicate that a figure, sentence, or section has been rectified, added, or retracted after the initial publication of this update.