

Hostilities in the Gaza Strip and Israel - reported impact | Day 227

20 May 2024

Disclaimer: Figures that are yet-to-be verified by the UN are attributed to their source. Casualty numbers have been provided by the Ministry of Health (MoH) or the Government Media Office (GMO) in Gaza and the Israeli authorities. Previous data breakdowns provided in this snapshot of women and children killed were attributed to the GMO based on reported fatalities. The fatality breakdowns currently cited are those that the MoH in Gaza has recently fully identified out of the higher number of casualties they report.

Day 227

KEY FIGURES



35,562
Palestinian fatalities

Source: MoH Gaza



~1.7 million
internally displaced persons
(75% of Gaza)

Source: UNRWA



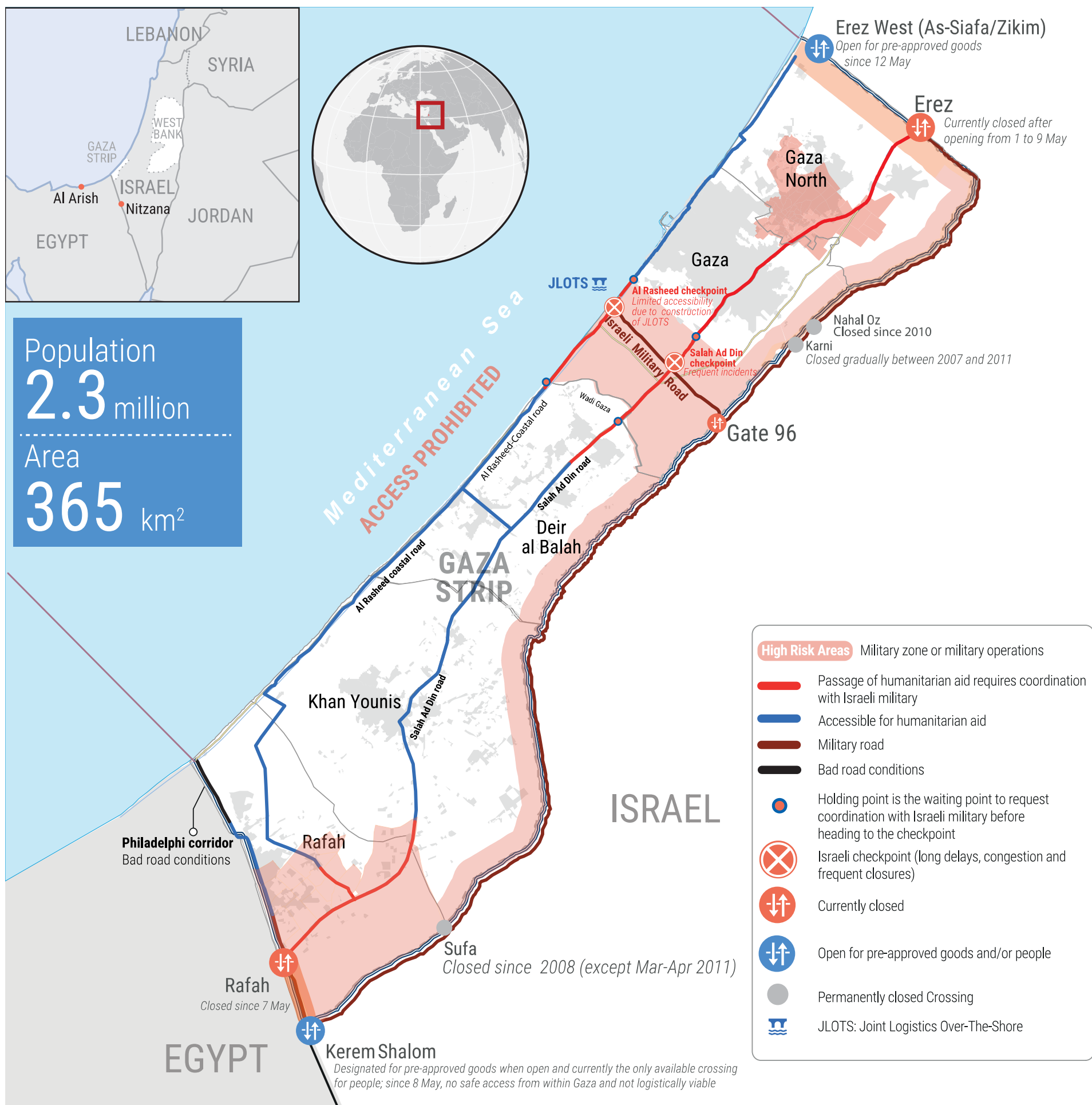
1.1 million
people projected to face catastrophic
levels of food insecurity (IPC Phase 5)

Source: IPC projection
for 16 March - 15 July 2024



0 hours
Full electricity blackout

Source: GEDCO



REPORTED CASUALTIES

(Cumulative) as of 20 May 2024

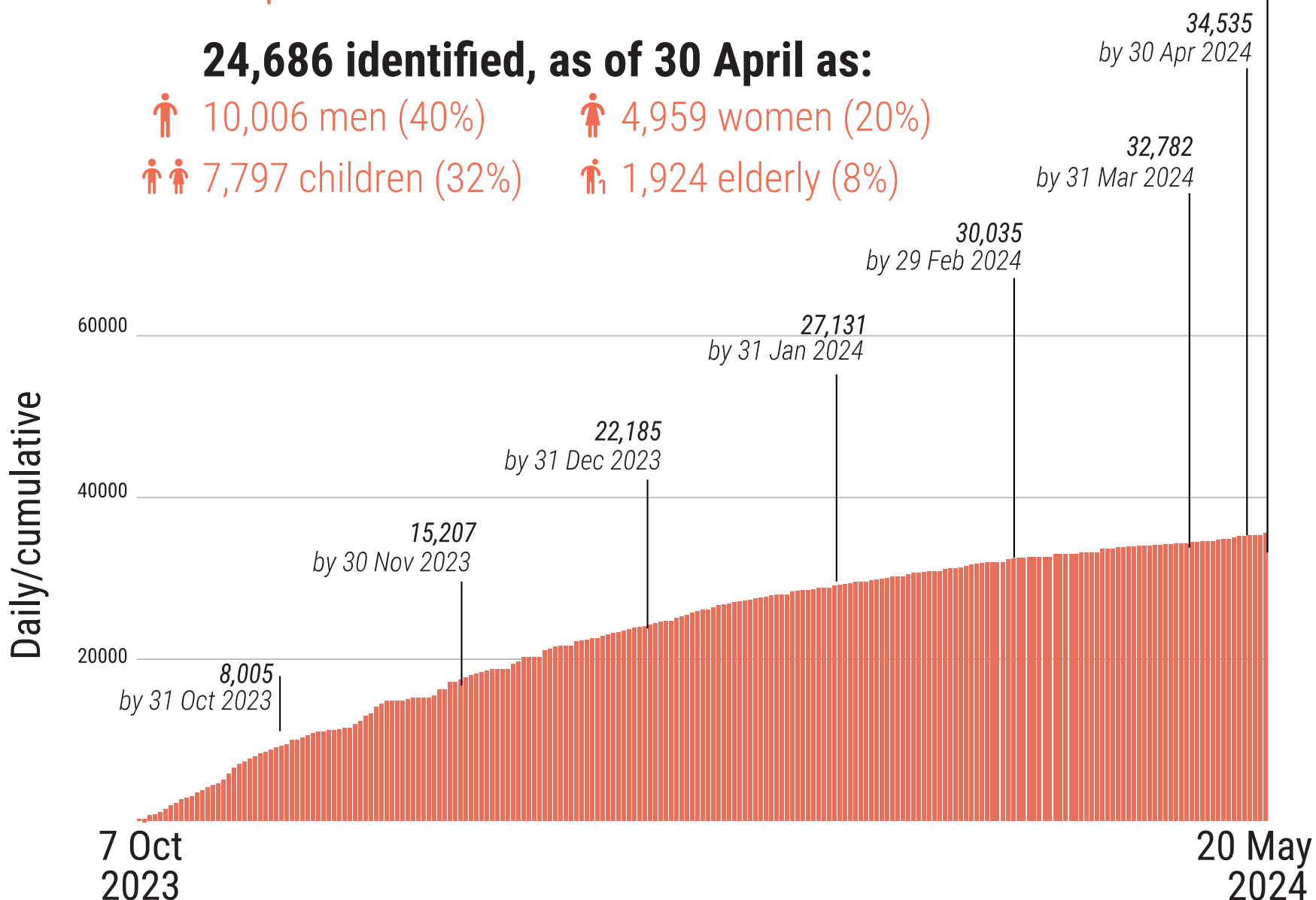
Palestinians*

35,562

Reported fatalities include

24,686 identified, as of 30 April as:

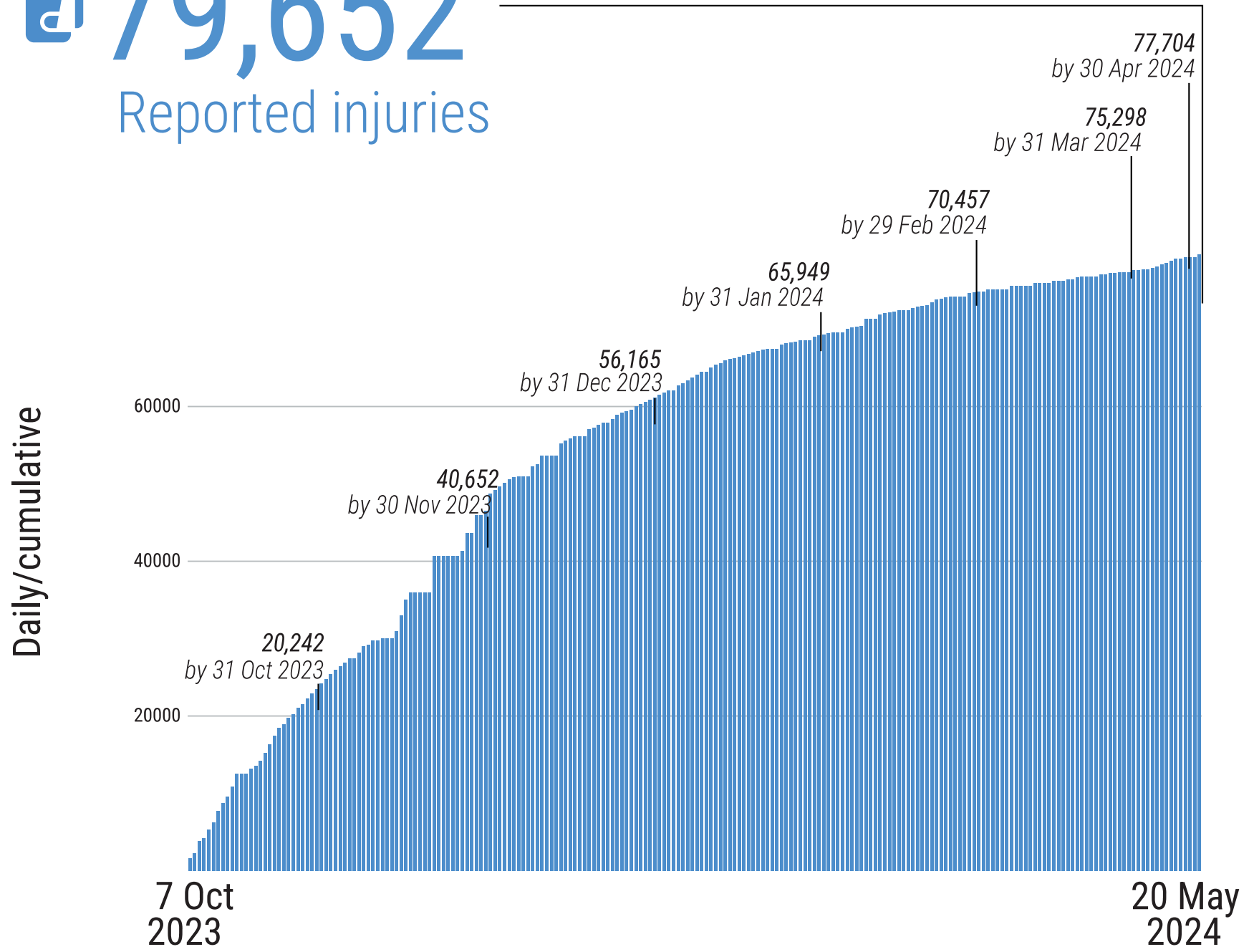
-  10,006 men (40%)
-  4,959 women (20%)
-  7,797 children (32%)
-  1,924 elderly (8%)



Not including more than **10,000** reported missing or under the rubble (source: GMO and PCD).

*Source: MoH Gaza

79,652 Reported injuries



*Source: MoH Gaza

*Source: MoH Gaza

Israelis**

Israel

 Over **1,200***** Reported fatalities

 1,162 identified fatalities,
including at least 33 children

 ~ **5,400** Reported injuries

Gaza****

 **282** Reported fatalities  **1,745** Reported injuries

estimated 128 hostages remain in Gaza

** According to Israeli media citing official sources

*** This includes fatalities on 7 October and the immediate aftermath, including foreign nationals.

**** The reported Israeli casualties are soldiers killed or injured since the start of the ground operation.



HEALTH*

- **15** partially functional hospitals: 2 in North Gaza, 5 in Gaza, 3 in Deir Al Balah, 3 in Khan Yunis, 2 in Rafah.
- **21** hospitals are out of service.
- **8** field hospitals functional (1 in Deir al Balah, 2 in Khan Younis & 5 in Rafah).
- **65%** of primary health care centers not functional (60 out of 93).
- **>760,000** cases of acute respiratory infections.
- **>410,000** cases of acute watery diarrhea.
- **14** Emergency Medical Teams (EMTs) deployed, with no teams in northern Gaza.
- **25%** (6 out of 24) of UNRWA health centres are operational (source: UNRWA, as of 11 May).

**Source: WHO, unless otherwise noted*



NUTRITION*

- **~31%** of children under the age of two in northern Gaza suffer from acute malnutrition.
- **~10%** of children under the age of two in Rafah suffer from acute malnutrition.
- **>50,000** children are estimated to be acutely malnourished at present.

**Source: Nutrition Cluster*



EDUCATION*

- **625,000** students with no access to education.
- **>6,500** students and 301 educational staff killed (source: MoE, as of 14 May 2024)
- **~73%** (408 out of 563) of school buildings were directly hit or damaged, of which **29%** were UNRWA schools.
- **~60%** (320 out of 563) of schools buildings have served as IDP

shelters, of which **65%** were directly hit or damaged.

**Source: Education Cluster, unless otherwise noted*



SHELTER*

- **1 square metre** of average space per person in IDP shelters.



FOOD SECURITY

- **265K** people facing crisis levels of food insecurity (*IPC Phase 3*).*
- **854K** people facing emergency levels of food insecurity (*IPC Phase 4*).*
- **1.1 million** people facing catastrophic levels of food insecurity (*IPC Phase 5*).*
- **60-70%** of meat and dairy-producing livestock killed or prematurely slaughtered (source: FAO).

** Source: IPC projection for 16 March - 15 July 2024*



WATER AND SANITATION*

- **Three** water pipelines coming from Israel are partially operational, providing 31,200 m³ per day.
- **~60%** of assessed WASH infrastructure destroyed or damaged.
- **Two of three** main water desalination plants are partially functional.
- **~270,000** tons of accumulated solid waste (source: Union of Gaza Strip Municipalities).

**Source: WASH Cluster, unless otherwise noted*

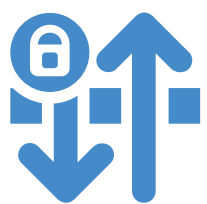


PROTECTION

- **~1.7 million** internally displaced persons, (source: UNRWA).
- **>1 million children** in need of mental health and psycho-social support, (source: UNICEF).
- **~17,000** children are unaccompanied or separated, (source: UNICEF).
- At least **262** aid workers killed (255 nationals, 7 foreigners), including:
 - **193** UN staff - UNRWA: 189; WHO: 1; UNDP: 1; UNOPS: 1; UNDSS: 1.
 - **27** PRCS staff and volunteers, including 17 while on duty.
 - At least **42** other aid workers.
- **493** health workers killed, including at least 15 also counted under aid workers above (source: MoH Gaza).
- **69** Civil Defence staff killed while on duty (source: PCD).
- **147** journalists and media workers killed (source: GMO).

REPORTED DAMAGE

- **>60%** of residential buildings (source: World Bank, as of Jan 2024).
- **>80%** of commercial facilities (source: World Bank, as of Jan 2024).
- **155** health facilities (source: MoH Gaza).
- **171** UNRWA installations (source: UNRWA).
- **130** ambulances (source: MoH Gaza).



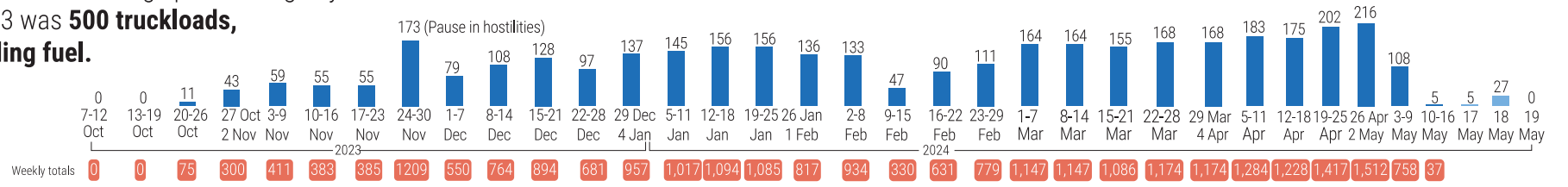
MOVEMENT AND ACCESS

- Between 1 and 19 May, **15** humanitarian aid missions to northern Gaza were facilitated by the Israeli authorities, **five** were denied access, **18** were impeded, and **9** were cancelled. Moreover, **59** aid missions to areas in southern Gaza that require coordination were facilitated by the Israeli authorities, **23** were denied, **16** were impeded, and **23** were cancelled. As of the time of reporting, the status of **two** missions to northern Gaza and **two** in southern Gaza remains unclear.
- **46%** (**5,957** out of **12,761**) of critical patients who submitted requests for medical evacuation have been approved; these include **38%** (**4,895**) who have been medically evacuated abroad. An estimated **700** patients (an average of 50 per day) have not been evacuated since the closure of Rafah Crossing, placing further stress on Gaza's few remaining health facilities (WHO, as of 18 May).

INCOMING TRUCKLOADS*

■ Daily average (by week) ■ Daily total

The pre-crisis average per working day in 2023 was **500 truckloads, including fuel.**



Supplies observed or registered by the UN as entering through Kerem Shalom or Rafah Crossings. Limited supplies entering via other routes are not currently captured.

Source: gazadashboard.unrwa.org