

Hostilities in the Gaza Strip and Israel - reported impact | Day 97

12 Jan 2024

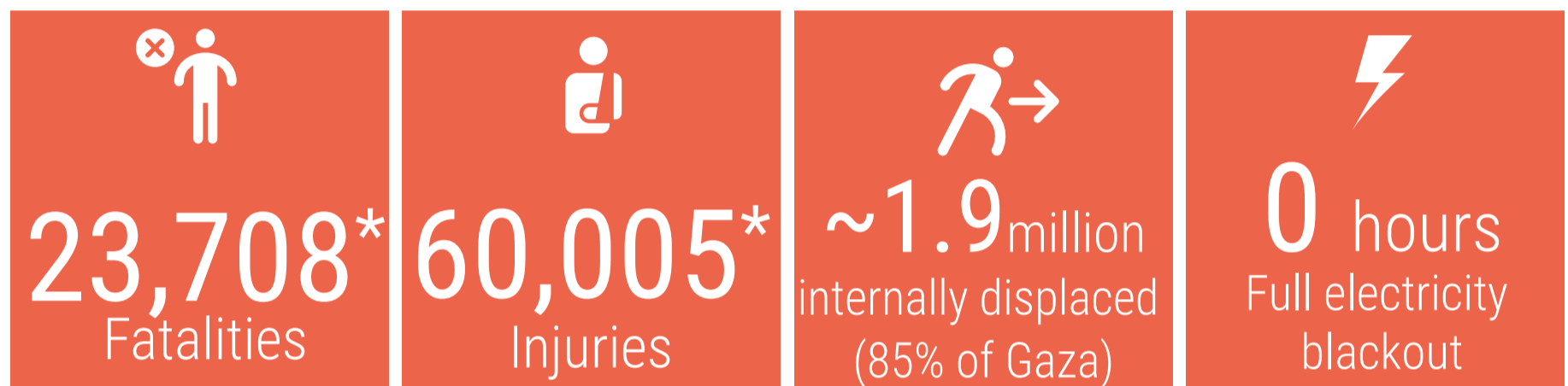
Day 97

OVERVIEW

The snapshot provides a comprehensive overview of the ongoing humanitarian crisis in Gaza as of 12 January 2024, including casualties, particularly among women and children.

Significant damage has been inflicted upon critical infrastructure and essential services, affecting people's ability to maintain their dignity and basic living standards.

This snapshot highlights reported figures on the impact of hostilities on people in Gaza, where a major humanitarian crisis has unfolded.



*Sources: MoH Gaza



Population
2.3 million

Area
365 km²



Mediterranean Sea
ACCESS PROHIBITED

CLOSED
People to/from/via Israel

Erez



Gaza North

Gaza

Nahal Oz
Closed since 2010

Karni

Closed gradually between 2007 and 2011

GAZA STRIP

Wadi Gaza

Deir al Balah

60-Km-long Israeli fence

ISRAEL

Khan Younis

12.6-Km-long Egyptian fence

Rafah

OPEN*

People/goods to/from Egypt

Rafah

Kerem Shalom



- Crossing
- Permanently Closed Crossing

Closed since 2008 (except Mar-Apr 2011)

Goods via Israel

OPEN*

* For aid to enter, patients to exit, and aid workers to cross; subject to screening.

* For aid to enter; subject to screening.

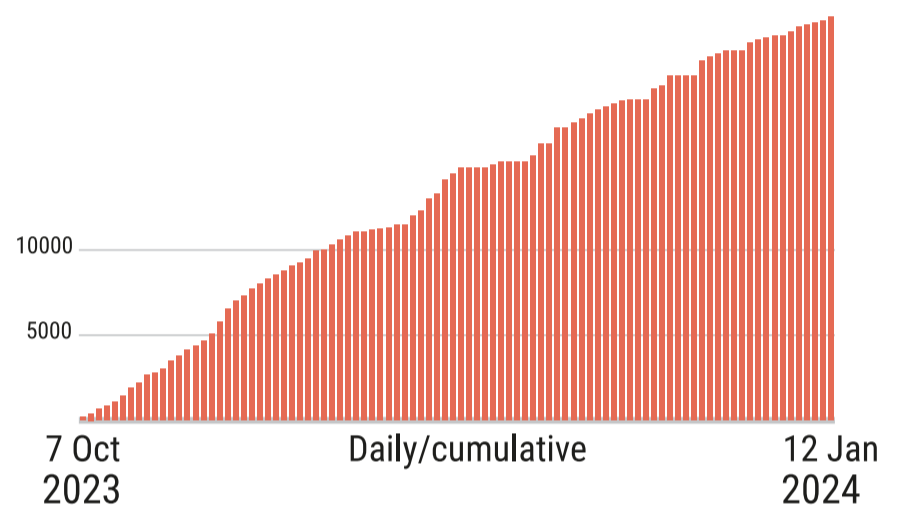
5 Km

REPORTED CASUALTIES

(Cumulative) as of 12 January 2024

Palestinians*

 **23,708** in addition to ~1,000 fatalities in Israel, including people involved in the 7 October attack
Reported fatalities

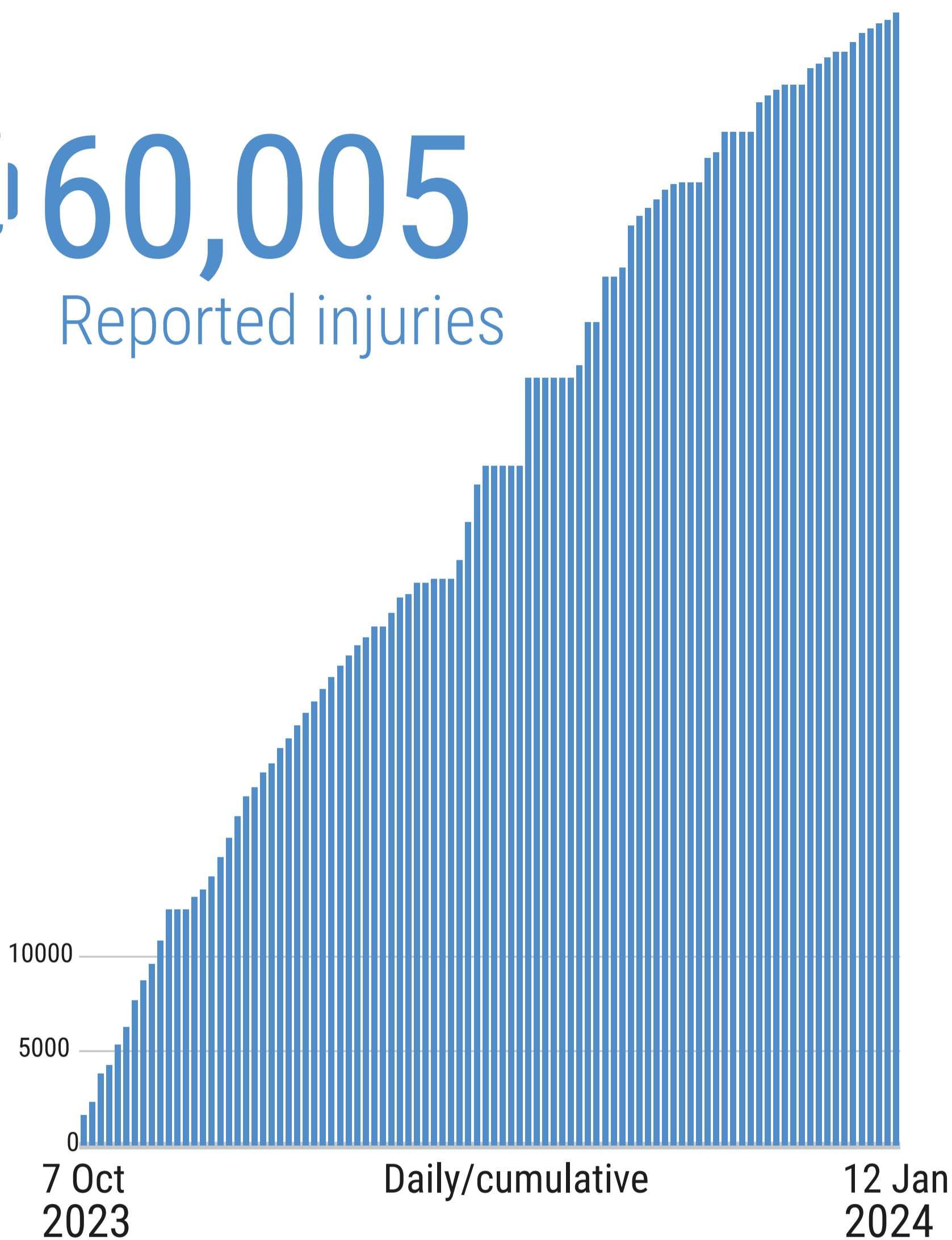


*Sources: Ministry of Health, Government Media Office



60,005


Reported injuries



Israelis**

Israel

 Over **1,200**^{***} Reported fatalities

 1,162 identified fatalities,
including at least 33 children

 ~**5,400** Reported injuries

Gaza

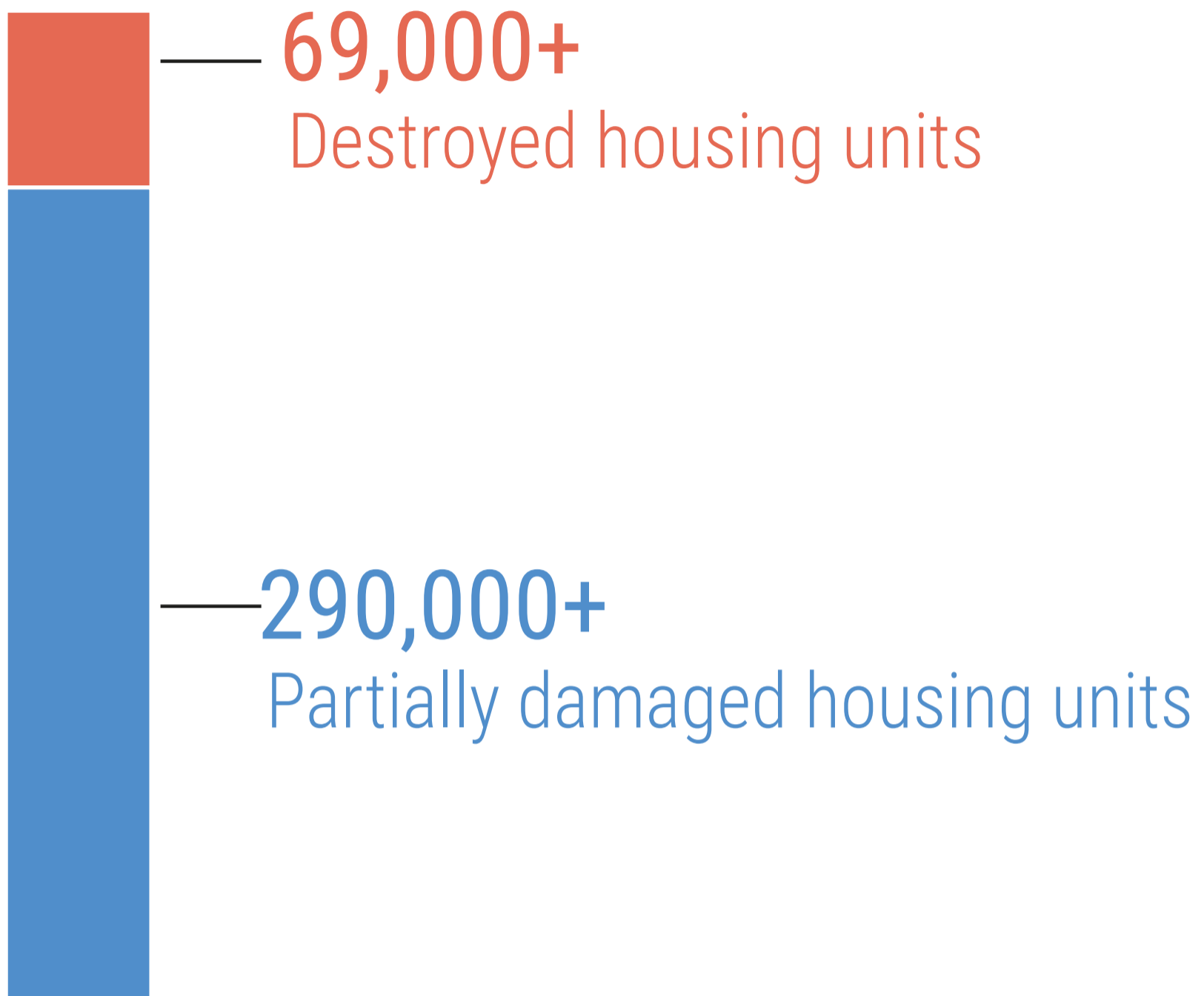
 **184** Reported fatalities  **1,099** Reported injuries

136 hostages remain in Gaza (including soldiers and foreign nationals)

** According to Israeli media citing official sources

*** The reported estimate includes foreign nationals

Damage



- Over **60%** of Gaza's housing units reportedly destroyed or damaged
 - **374** education facilities reportedly damaged
 - **11** bakeries reportedly destroyed
 - **121** ambulances damaged
 - **20** WASH facilities damaged
- At least **3** churches and **142** mosques damaged



FOOD SECURITY*

- **2.2 million** people at imminent risk of famine
- **378,000** people at Phase 5 (catastrophic levels) Phase 5 refers to extreme lack of food, starvation, and exhaustion of coping capacities.
- **939,000** people at Phase 4 (emergency levels)

**Source: IPC, 21 December*



WATER AND SANITATION

- **Two** out of the three water pipelines coming from Israel became operational as of 3 January.
- **No Access** to clean water in the northern governorates. Fuel shortage impacts: 60 water wells, 2 desalination plants, sewage stations and pumps, wastewater treatment.

HEALTH

- Hospitals are under heavy strikes.
- **15** of Gaza's **36** hospitals are partially functional: 9 in the south and 6 in the north.

At high risk

At least **1,000** kidney failure, **>2,000** cancer patients, **130** neonates in incubators.

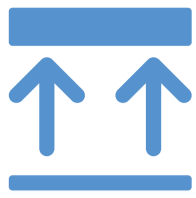
Critical shortages

of drugs, blood products and supplies
(**Fuel at the hospitals is being severely rationed**).

EDUCATION

625K (100%) Students with no access to education.

Over 69% of all school buildings have sustained damage.



HUMANITARIAN OPERATION

- **148** UN staff killed:
UNRWA: **146**; WHO: **1**; UNDP: **1**
- At least **337** health workers killed
- **45** Civil Defence killed while on duty
- **117** Journalists killed

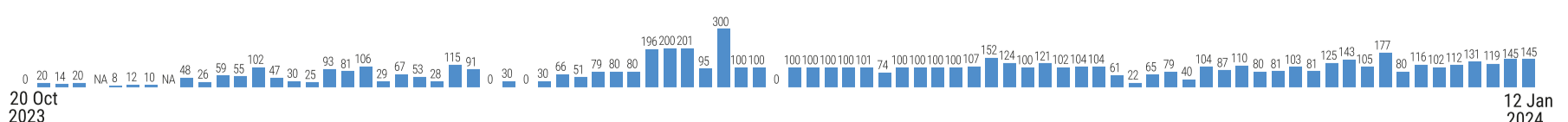


MOVEMENT AND ACCESS

- Due to security incidents since its opening on 17 December, aid through Kerem Shalom was suspended between 25 and 28 December, but resumed on 29 December. All other Israeli-controlled crossings are closed.
- The Rafah crossing with Egypt is open for approved goods, and for the movement of some wounded and sick people, and aid workers.
- Access to the sea and to areas near Israel's perimeter fence is restricted.

INCOMING TRUCKLOADS

The pre-crisis average per working day in 2023 was **500 trucks, including fuel.**



Disclaimer: The UN has so far not been able to produce independent, comprehensive, and verified casualty figures; the current numbers have been provided by the Ministry of Health or the Government Media Office in Gaza and the Israeli authorities and await further verification. Other yet-to-be verified figures are also sourced.