

Reported impact snapshot | Gaza Strip (12 June 2024)

12 Jun 2024

Disclaimer: Figures that are yet-to-be verified by the UN are attributed to their source. Casualty numbers have been provided by the Ministry of Health (MoH) or the Government Media Office (GMO) in Gaza and the Israeli authorities. Previous data breakdowns provided in this snapshot of women and children killed were attributed to the GMO based on reported fatalities. The fatality breakdowns currently cited are those that the MoH in Gaza has recently fully identified out of the higher number of casualties they report.

Day 250

KEY FIGURES



37,202
Palestinian fatalities

Source: MoH Gaza



~1.7 million
internally displaced persons
(75% of Gaza)

Source: UNRWA



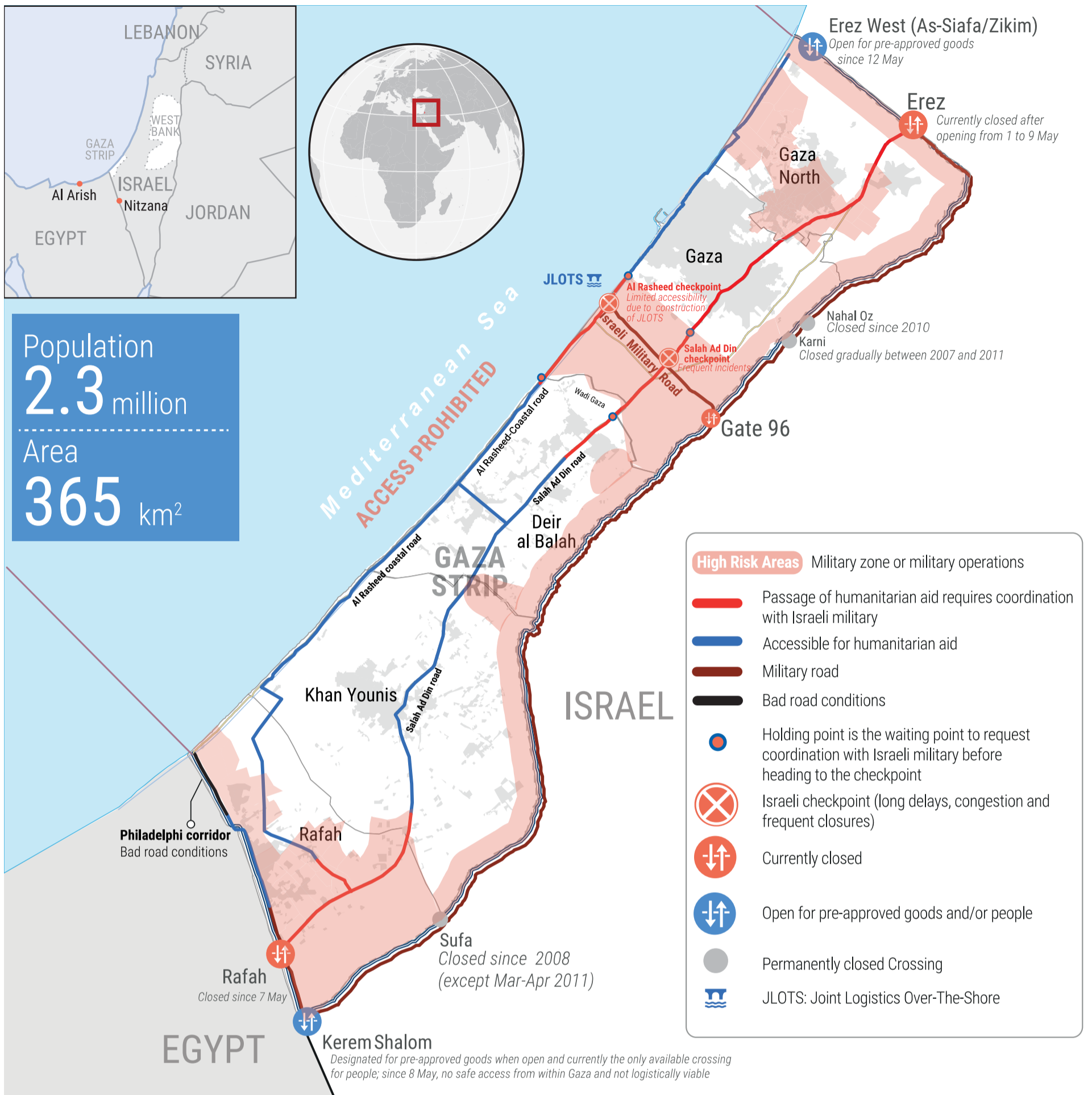
1.1 million
people projected to face catastrophic
levels of food insecurity (IPC Phase 5)

Source: IPC projection
for 16 March - 15 July 2024



0 hours
Full electricity blackout

Source: GEDCO



REPORTED CASUALTIES

(Cumulative) as of 12 June 2024

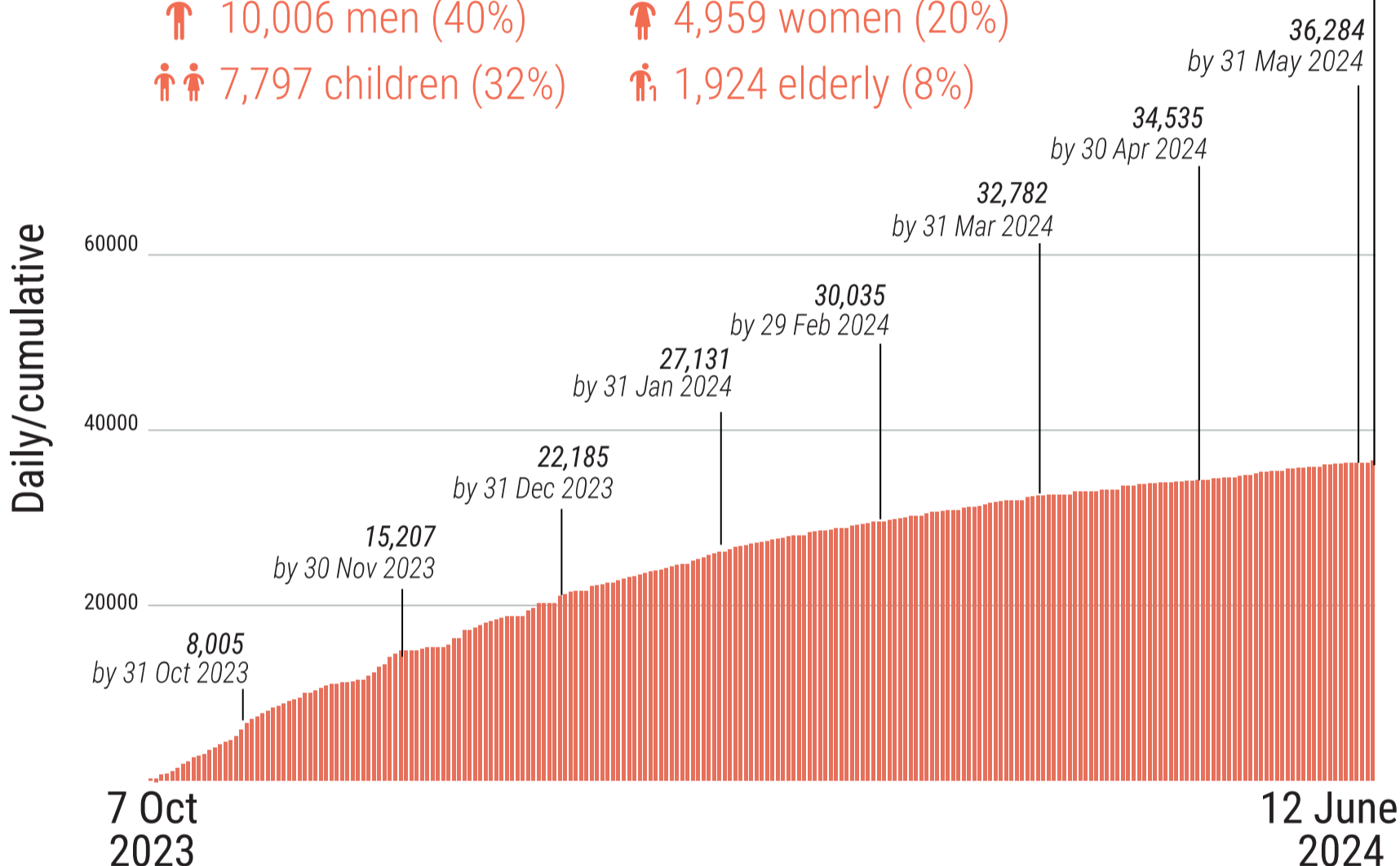
Palestinians*

37,202

Reported fatalities include

24,686 identified, as of 30 April as:

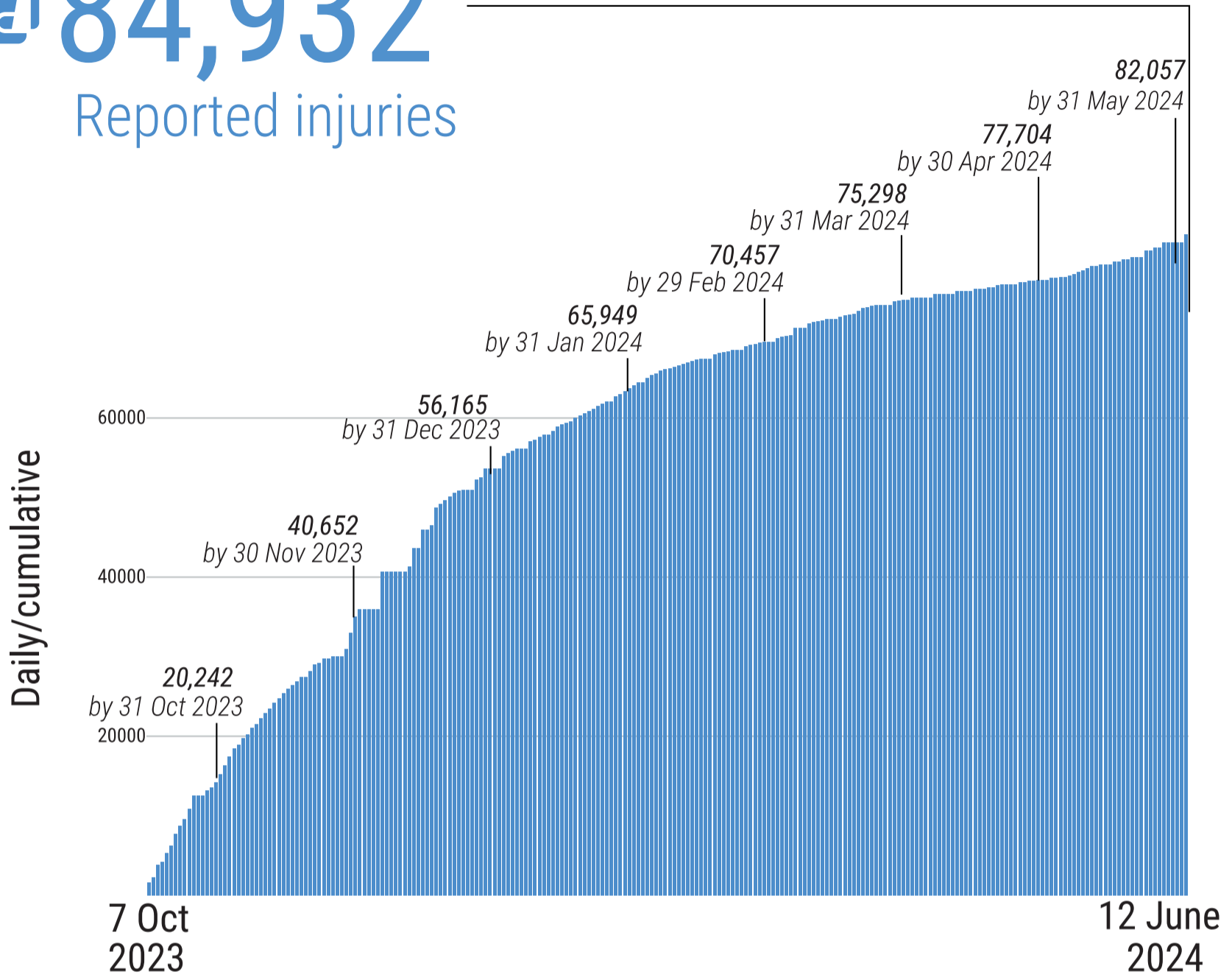
- 10,006 men (40%)
- 4,959 women (20%)
- 7,797 children (32%)
- 1,924 elderly (8%)



Separately, more than **10,000** reported missing or under the rubble (source: GMO and PCD).

*Source: MoH Gaza

84,932 Reported injuries



*Source: MoH Gaza

*Source: MoH Gaza

Israelis**

Israel

 Over **1,200***** Reported fatalities

 1,162 identified fatalities,
including at least 33 children

 ~ **5,400** Reported injuries

Gaza****

 **298** Reported fatalities  **1,927** Reported injuries

estimated 120 hostages remain in Gaza

** According to Israeli media citing official sources

*** This includes fatalities on 7 October and the immediate aftermath, including foreign nationals.

**** The reported Israeli casualties are soldiers killed or injured since the start of the ground operation.



FOOD SECURITY

- **265K** people facing crisis levels of food insecurity (*IPC Phase 3*).*
- **854K** people facing emergency levels of food insecurity (*IPC Phase 4*).*
- **1.1 million** people facing catastrophic levels of food insecurity (*IPC Phase 5*).*
- **60-70%** of meat and dairy-producing livestock killed or prematurely slaughtered (source: FAO).

* Source: IPC projection for 16 March - 15 July 2024



NUTRITION*

- Over **96%** of women and children aged 6-23 months are not meeting their nutrient requirements due to lack of minimum diet diversity.
- **346,000** children under five and 160,000 pregnant and breastfeeding women require feeding and micronutrient supplements.
- **>50,000** children are estimated to require treatment for acute malnutrition in 2024.

*Source: Nutrition Cluster



EDUCATION*

- **~625,000** students with no access to education.
- **> 7,030** students and 378 educational staff killed (source: MoE, as of 11 June)
- **88%** of all school buildings (516 out of 563) sustained some level of damage, including 54% directly hit (as of 3 May).
- **68%** of school buildings used as IDP shelters were directly hit or damaged (as of 3 May).

**Source: Education Cluster, unless otherwise noted*



SHELTER*

- **1.5 m²** average space per person in IDP shelters, below the minimum standard of 3.5 m² per person



PROTECTION

- **~1.7 million** internally displaced persons, (source: UNRWA).
- **>1 million children** in need of mental health and psycho-social support, (source: UNICEF).
- **~17,000** children are unaccompanied or separated, (source: UNICEF).
- At least **273** aid workers killed (266 nationals, 7 foreigners), including:
 - **197** UN staff - UNRWA: 193; WHO: 1; UNDP: 1; UNOPS: 1; UNDSS: 1.
 - **33** PRCS staff and volunteers, including 19 while on duty.
 - At least **43** other aid workers.
- **498** health workers killed, including at least 15 also counted under aid workers above (source: MoH Gaza).
- **70** Civil Defence staff killed while on duty (source: PCD).
- **150** journalists and media workers killed (source: GMO).



WATER AND SANITATION*

- **Three** water pipelines coming from Israel are partially operational.
- **Two out of three** water desalination plants are operational.
- **95,000m³ to 108,000 m³** of water per day produced over the past two weeks.
- **~340,000** tons of accumulated solid waste and two landfills remain inaccessible.

**Source: WASH Cluster*



HEALTH*

- **17** hospitals partially functional (3 in North Gaza, 7 in Gaza, 3 in Deir al Balah, 4 in Khan Younis).
- **19** hospitals are out of service.
- **7** field hospitals, including 4 fully functional and 3 partially functional.
- **39%** of primary health care centres are partially functional (38 out of 97).
- **25%** (6 out of 24) UNRWA health centres operational (source: UNRWA, as of 9 June).
- **11** Emergency Medical Teams (EMTs) deployed, none in northern Gaza.
- **>865,000** cases of acute respiratory infections (as of 26 May).
- **>485,000** cases of diarrhea, incl. >113,600 children under five (as of 26 May).
- **46%** (**5,857** out of **12,760**) of critical patients who submitted requests for medical evacuation were approved; these include **38%** (**4,895**) who were medically evacuated abroad as of 7 May.
- As of 8 June, **1,550** patients (an average of 50 per day) have not been evacuated since the closure of Rafah Crossing, placing further stress on Gaza's few remaining health facilities.

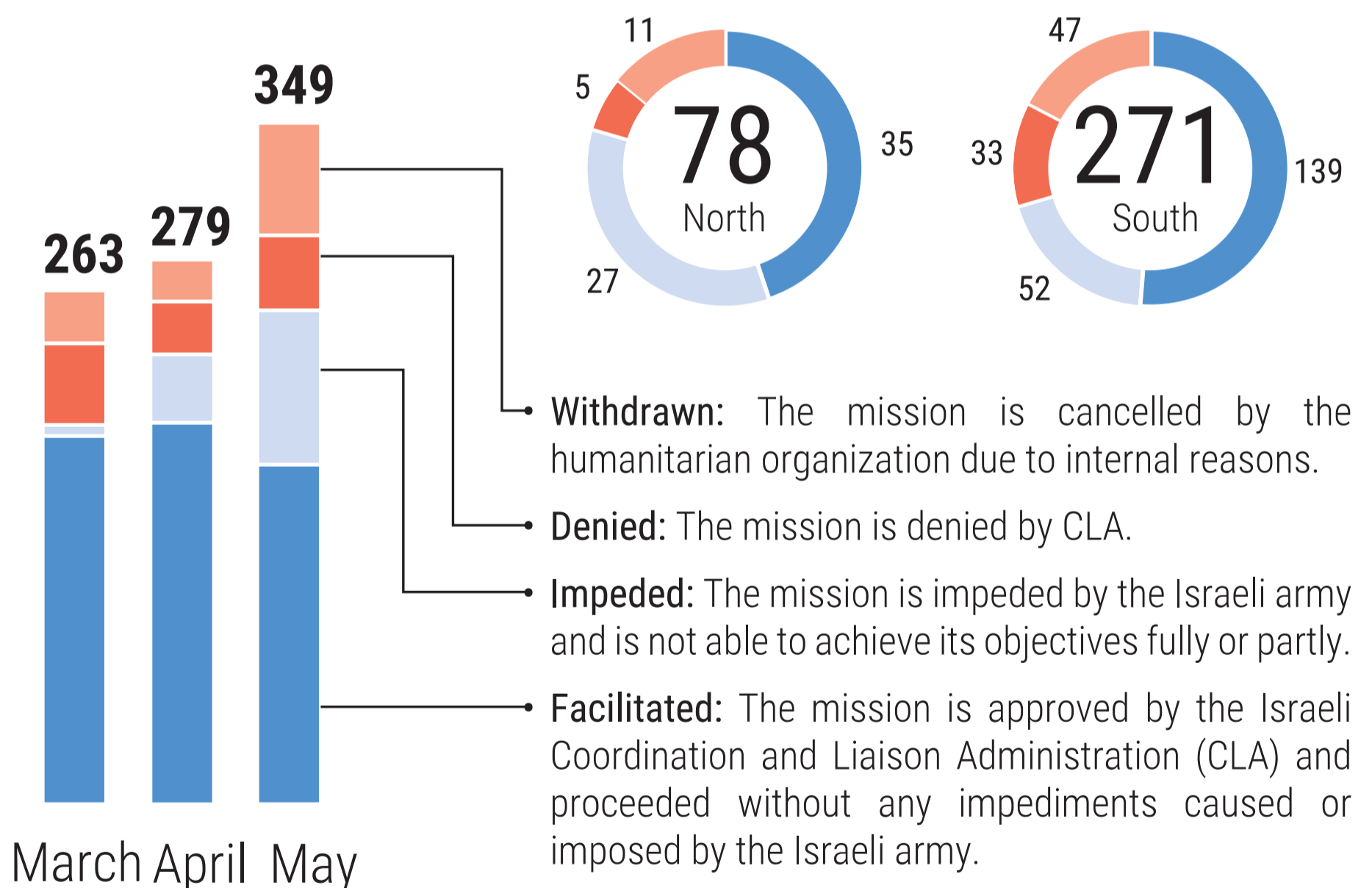
**Source: WHO, unless otherwise noted*

REPORTED DAMAGE

- **>60%** of residential buildings (source: World Bank, as of Jan 2024).
- **>80%** of commercial facilities (source: World Bank, as of Jan 2024).
- **155** health facilities (source: MoH Gaza).
- **187** UNRWA installations. (source: UNRWA).
- **130** ambulances (source: MoH Gaza).



HUMANITARIAN ACCESS IN MAY



INCOMING TRUCKLOADS*

•The pre-crisis average per working day in 2023 was 500 truckloads, including fuel.

*Commercial trucks are not captured in the totals following 7 May, as the UN has been unable to directly observe the arrival of private sector cargo at Kerem Shalom crossing. Fuel is not included.

