

# Hostilities in the Gaza Strip and Israel - reported impact | Day 124

08 Feb 2024

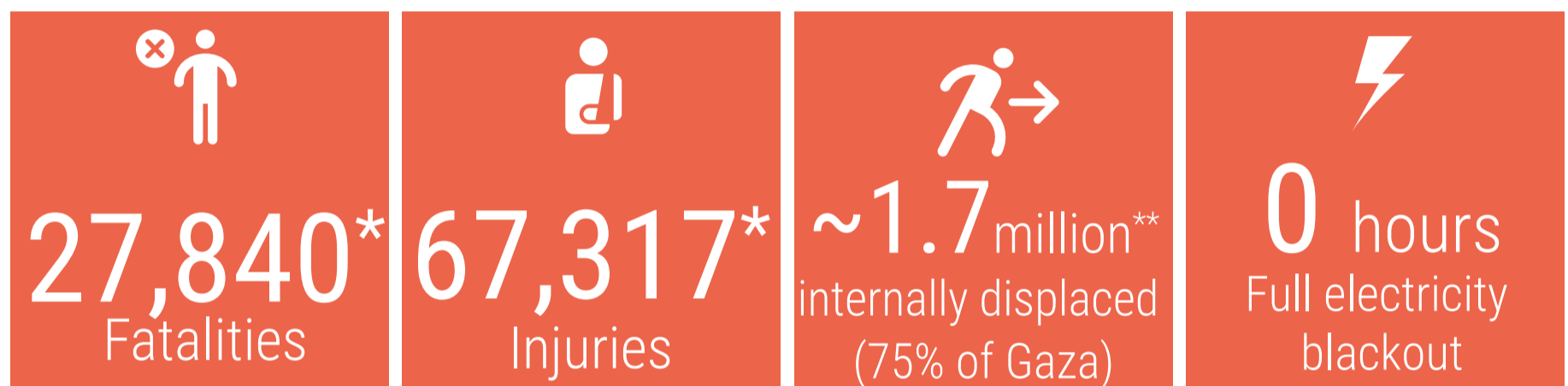
## Day 124

### OVERVIEW

The snapshot provides a comprehensive overview of the ongoing humanitarian crisis in Gaza as of 8 February 2024, including casualties, particularly among women and children.

Significant damage has been inflicted upon critical infrastructure and essential services, affecting people's ability to maintain their dignity and basic living standards.

This snapshot highlights reported figures on the impact of hostilities on people in Gaza, where a major humanitarian crisis has unfolded.



\*Source: MoH Gaza

\*\*Source: UNRWA

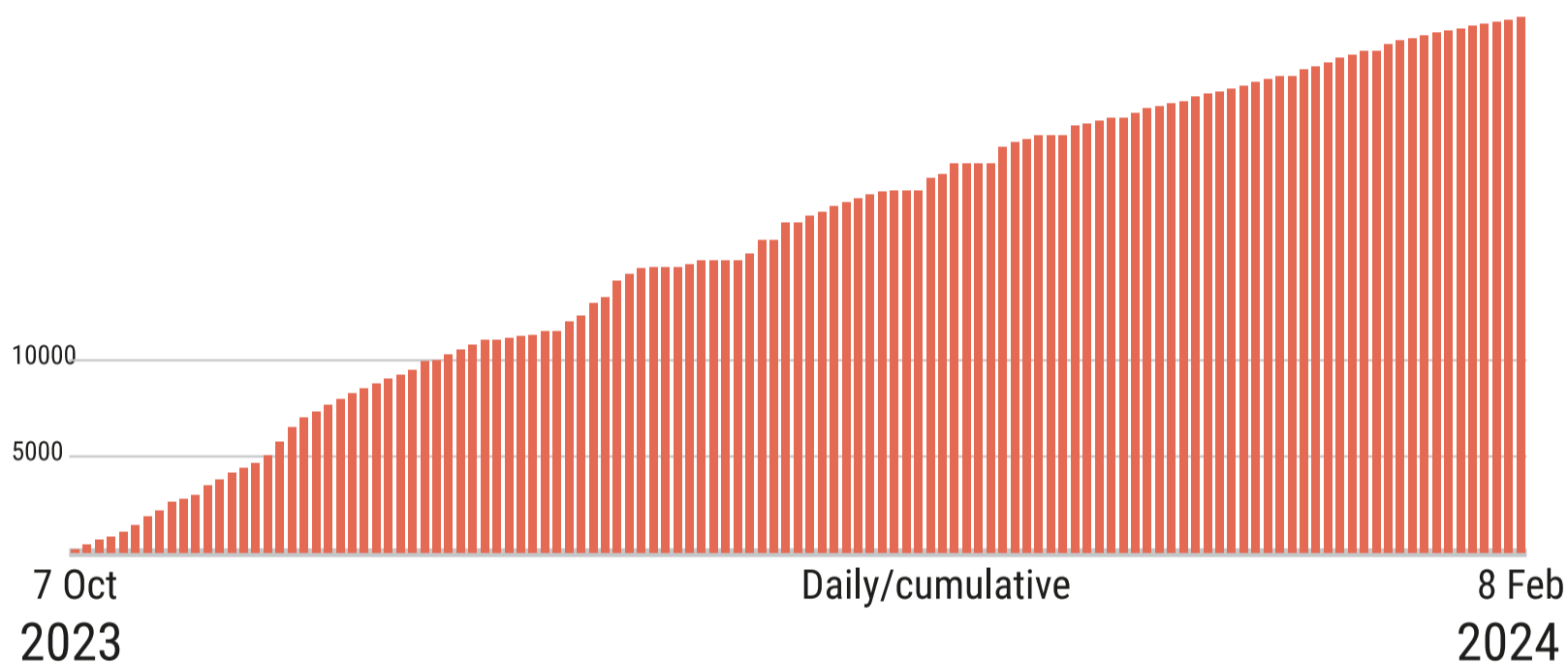


# REPORTED CASUALTIES

(Cumulative) as of 8 February 2024

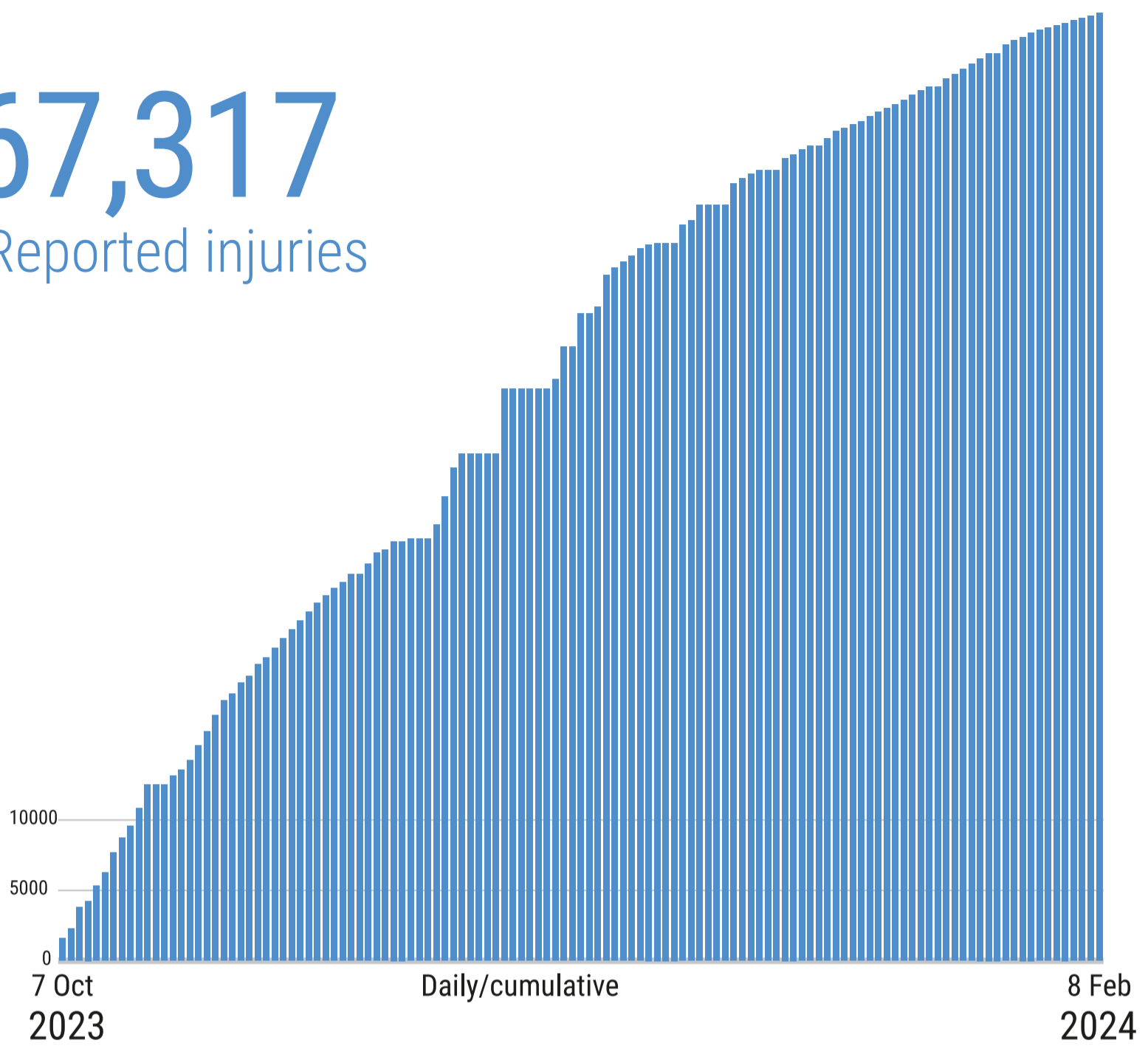
## Palestinians\*

 **27,840** in addition to ~1,000 fatalities in Israel, including people involved in the 7 October attack  
Reported fatalities



\*Source: MoH Gaza

# 67,317 Reported injuries




\*Source: MoH Gaza

# Israelis\*\*

## Israel

 Over **1,200\*\*\*** Reported fatalities

 1,162 identified fatalities,  
including at least 33 children

 ~ **5,400** Reported injuries

## Gaza\*\*\*\*

 **225** Reported fatalities  **1,314** Reported injuries

**136 hostages remain in Gaza**

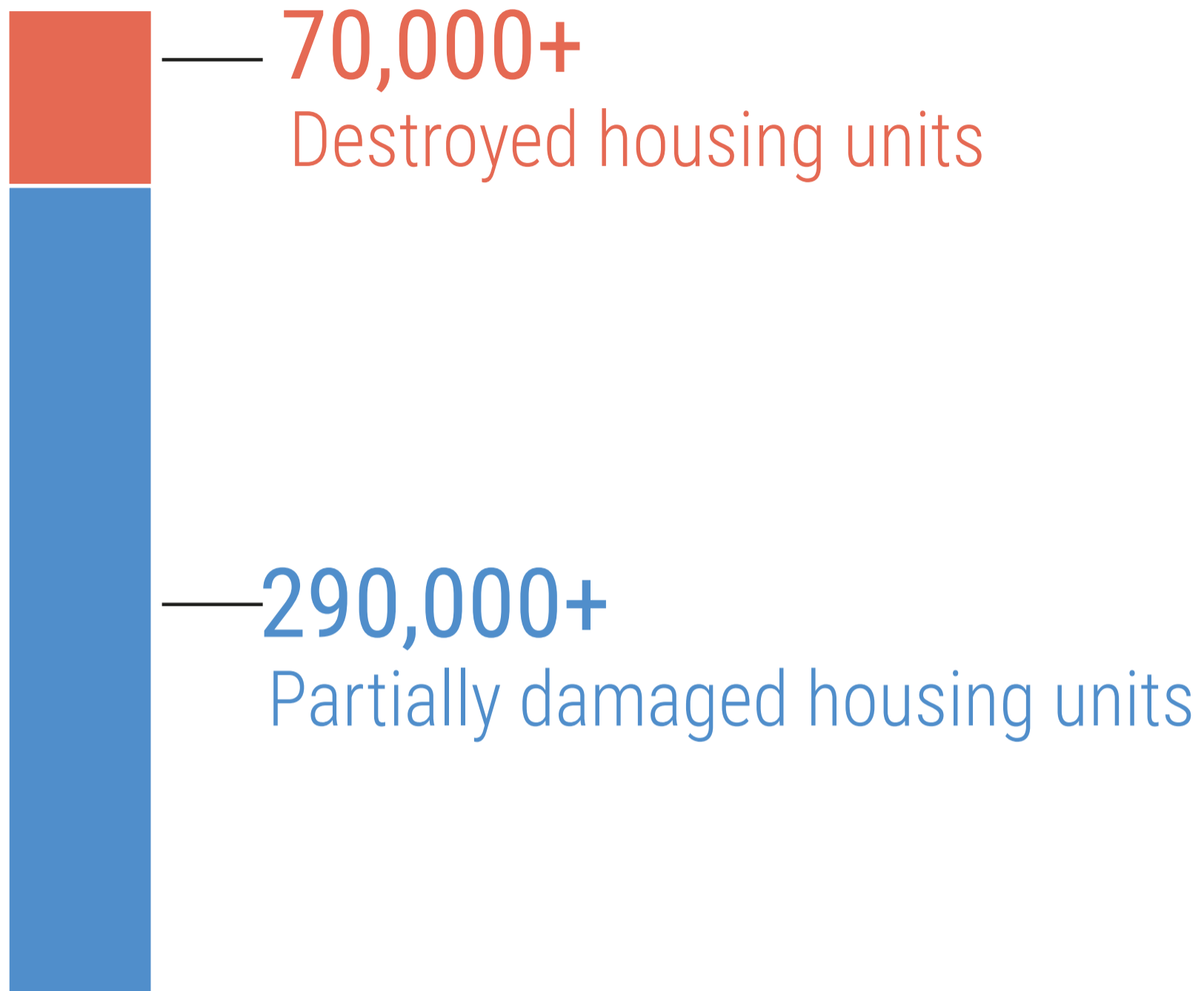
\*\* According to Israeli media citing official sources

\*\*\* The reported estimate refers to fatalities on 7 October and the immediate aftermath and includes foreign nationals.

\*\*\*\* The reported Israeli casualties are soldiers killed or injured since the start of the ground operation.

# Damage





- Over **60%** of housing units.
- **390** education facilities.
- **11** bakeries.
- **122** ambulances.
- **20** WASH facilities.
- At least **3** churches and **183** mosques.

*\*GMO as of 3 Feb*

 **PROTECTION**

**>1 million children** in need of mental health



and psycho-social support.  
Basic services and livelihoods

17,000 children are unemployed or



## FOOD SECURITY\*

- **2.2 million** people at imminent risk of famine.
- **378,000** people at Phase 5 (catastrophic levels) Phase 5 refers to extreme lack of food, starvation, and exhaustion of coping capacities.
- **939,000** people at Phase 4 (emergency levels).

*\*Source: IPC, 21 December*



## WATER AND SANITATION

- **One** out of the three water pipelines coming from Israel is operational.
- **No Access** to clean water in the northern governorates. Fuel shortage impacts: 60 water wells, 2 desalination plants, sewage stations and pumps, wastewater treatment.



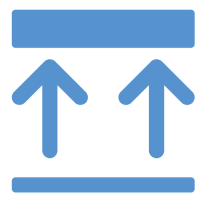
## HEALTH

- **13** of Gaza's 36 hospitals (13%) are partially functional.
- **17%** of Primary Healthcare Centres are currently functional.
- **12** Emergency Medical Teams (EMTs) and 3 field hospitals are currently operational.
- **>200,000** cases of acute respiratory infections recorded.



## EDUCATION

- **625K** (100%) Students with no access to education.
- **>4,660** students and 239 educational staff have been killed (MoE).
- **~92%** of all school buildings used as shelters and/or have sustained damage.
- **~140** schools sustained major damage or were fully destroyed.



## HUMANITARIAN OPERATION

- **154** UN staff killed:  
UNRWA: **152**; WHO: **1**; UNDP: **1**
- At least **339** health workers killed.
- **46** Civil Defence killed while on duty.
- **122** journalists and media workers killed.

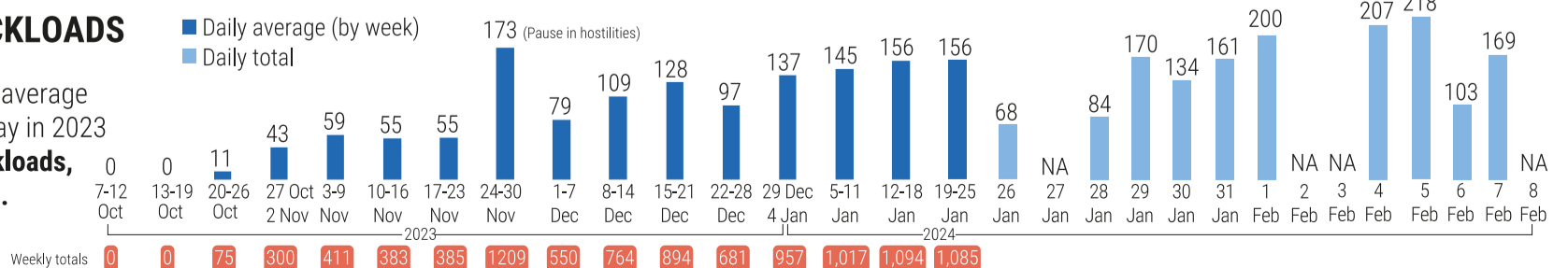


## MOVEMENT AND ACCESS

- In January 2024, **56%** of aid missions planned for the north of Wadi Gaza and **25%** of those planned for the areas requiring coordination south of Wadi Gaza were denied access by the Israeli military.
- **>1,200** medical cases evacuated through Rafah and **>8,000** cases in need of medical evacuation.
- The Rafah crossing with Egypt and the Kerem Shalom crossing with Israel are open for the entry of approved goods.
- The Rafah crossing is also open for the movement of some wounded and sick people from Gaza to Egypt, and aid workers into and out of Gaza.
- Access to the sea and to areas near Israel's perimeter fence is prohibited.

### INCOMING TRUCKLOADS

The pre-crisis average per working day in 2023 was **500 truckloads, including fuel.**



Disclaimer: The UN has so far not been able to produce independent, comprehensive, and verified casualty figures; the current numbers have been provided by the Ministry of Health or the Government Media Office in Gaza and the Israeli authorities and await further verification. Other yet-to-be verified figures are also sourced.