

# Hostilities in the Gaza Strip and Israel - reported impact | Day 184

08 Apr 2024

Day 184

## KEY FIGURES



**33,207**  
Palestinian fatalities

Source: MoH Gaza



**~1.7 million**  
internally displaced persons  
(75% of Gaza)

Source: UNRWA



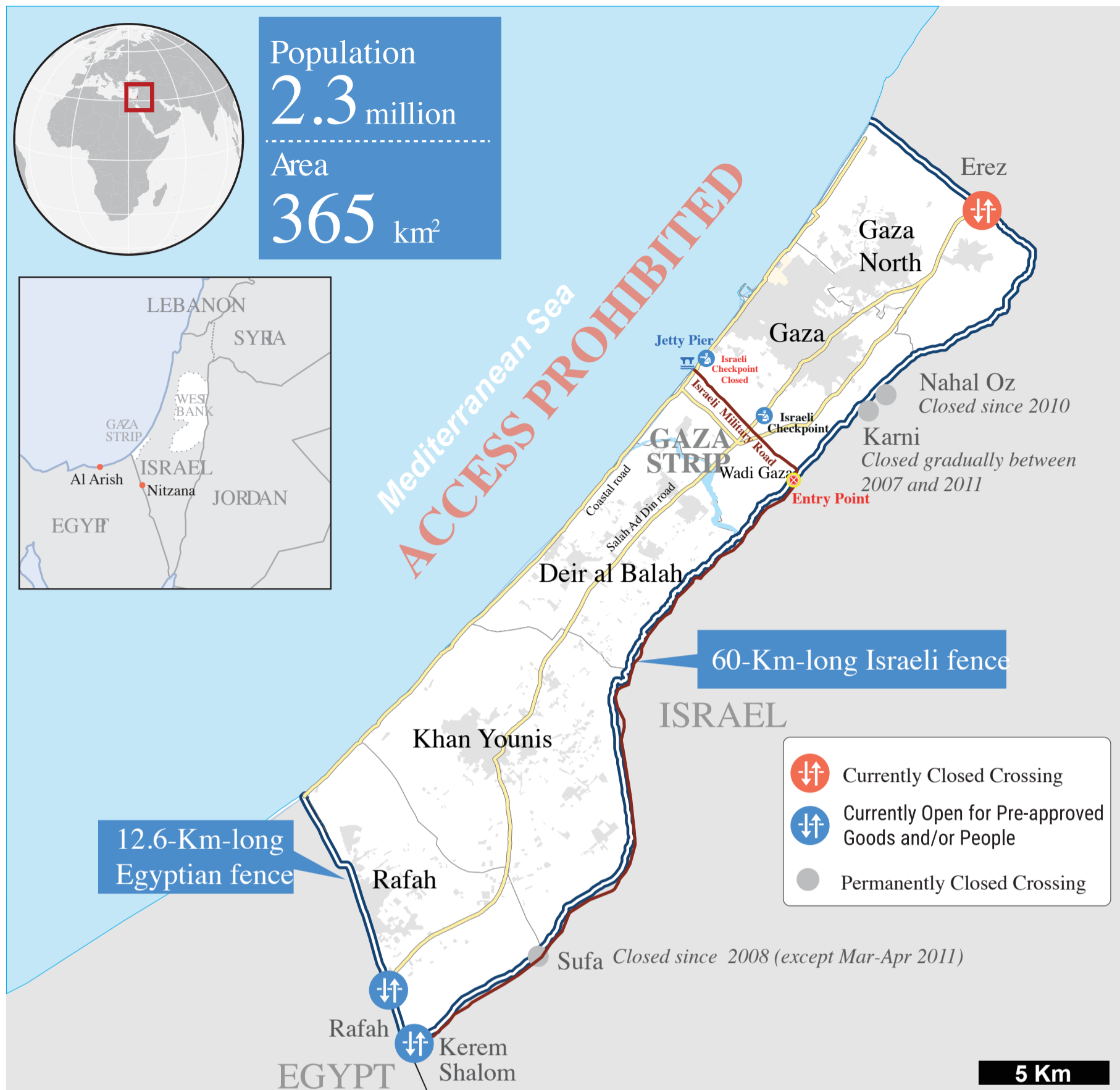
**1.1 million**  
people projected to face  
catastrophic levels of food  
insecurity (IPC Phase 5)

Source: IPC projection  
for 16 March - 15 July 2024



**0 hours**  
Full electricity blackout

Source: GEDCO



# REPORTED CASUALTIES

(Cumulative) as of 8 April 2024

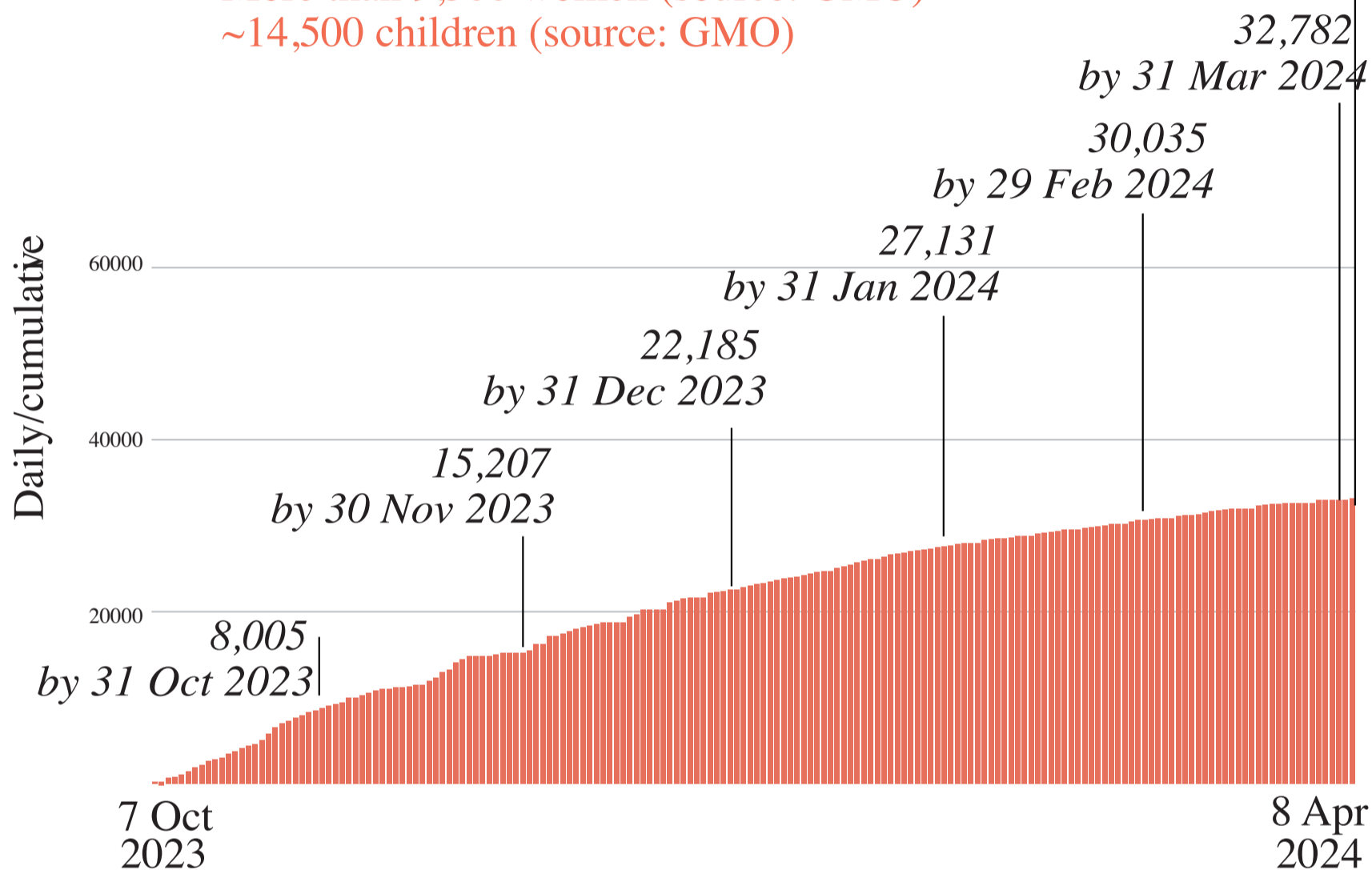
## Palestinians\*

# 33,207

### Reported fatalities including

More than 9,500 women (source: GMO)

~14,500 children (source: GMO)

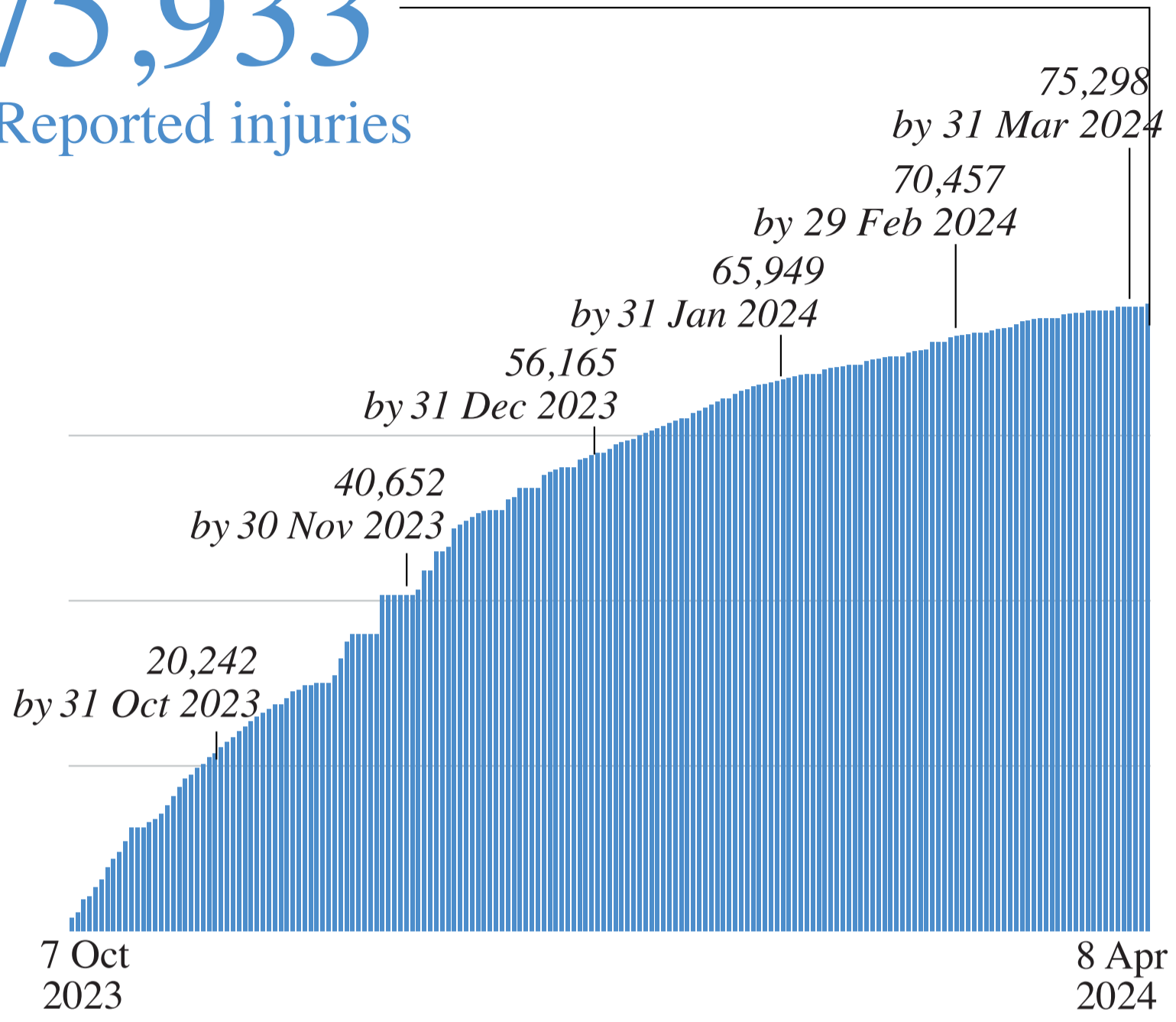


Not including more than 7,000 reported missing or under the rubble (source: GMO)

\*Source: MoH Gaza

# 75,933 Reported injuries

Daily/cumulative



*\*Source: MoH Gaza*

*\*Source: MoH Gaza*

# Israelis\*\*

## Israel

 Over **1,200**\*\*\* Reported fatalities

 1,162 identified fatalities,  
including at least 33 children

 ~ **5,400** Reported injuries

## Gaza\*\*\*\*

 **259** Reported fatalities  **1,559** Reported injuries

**133 hostages remain in Gaza**

\*\* According to Israeli media citing official sources

\*\*\* This includes fatalities on 7 October and the immediate aftermath, including foreign nationals.

\*\*\*\* The reported Israeli casualties are soldiers killed or injured since the start of the ground operation.



## HEALTH

- **10** hospitals partially functioning (4 in north & 6 south of Wadi Gaza).
- **26** hospitals are out of service.
- **4** field hospitals fully functional and **1** minimally functional.
- **~30%** of primary health care facilities functional.
- **>640,000** cases of acute respiratory infections (source: WHO).
- **>340,000** cases of acute watery diarrhea (source: WHO).
- **20** Emergency Medical Teams (EMTs) operational.
- **33%** (8 out of 24) of UNRWA health centers operational.



## NUTRITION

- **28** children died of malnutrition & dehydration (source: MoH Gaza).
- **~31%** of children under the age of two in northern Gaza suffer from acute malnutrition.
- **~10%** of children under the age of two in Rafah suffer from acute malnutrition.
- **>50,000** children are estimated to be acutely malnourished at present.



## EDUCATION

- **625,000** students with no access to education.
- **~6,000** students and **>260** educational staff killed (source: MoE).
- **>80%** (464 out of 563) of school buildings damaged, including 38% directly hit.
- **59%** (188) of school buildings used as IDP shelters have been directly hit or damaged.



## SHELTER

- **1 square metre** of average space per person in IDP shelters.
- **41%** of shelters lack sufficient ventilation.



## FOOD SECURITY

- **265K** people facing crisis levels of food insecurity (*IPC Phase 3*).
- **854K** people facing emergency levels of food insecurity (*IPC Phase 4*).
- **1.1 million** people facing catastrophic levels of food insecurity (*IPC Phase 5*).
- **60-70%** of meat and dairy-producing livestock killed or prematurely slaughtered (source: FAO).

\* Source: IPC projection for 16 March - 15 July 2024



## WATER AND SANITATION

- **One out of three** water pipelines coming from Israel is operational, only at 70% of its full capacity.
- **83%** of groundwater wells are not operating.
- **All** wastewater treatment systems are non-operational; one of them is partially working.
- **No access** to clean water in the northern governorates.
- **Two out of three** main water desalination plants are partially functional.
- **~57%** of assessed WASH facilities damaged/destroyed.



# PROTECTION

- **~1.7 million** internally displaced persons (IDPs).
- **>1 million children** in need of mental health and psycho-social support.
- **~17,000** children are unaccompanied or separated.
- At least **243** aid workers killed (237 nationals, 6 foreigners), including:
  - **180** UN staff - UNRWA: 177; WHO: 1; UNDP: 1; UNOPS: 1
  - **27** PRCS staff and volunteers, including 16 while on duty.
  - At least **36** other aid workers.
- **489** health workers killed, including at least 15 also counted under aid workers above (source: MoH Gaza).
- **65** Civil Defence staff killed while on duty (source: GMO).
- **140** journalists and media workers killed (source: GMO).



# REPORTED DAMAGE

- **>60%** of residential buildings (World Bank, as of Jan 2024).
- **>80%** of commercial facilities (World Bank, as of Jan 2024).
- **At least 3** churches and **229** mosques (source: GMO).
- **155** health facilities (source: MoH Gaza).
- **161** UNRWA installations (source: UNRWA).
- **126** ambulances (source: MoH Gaza).

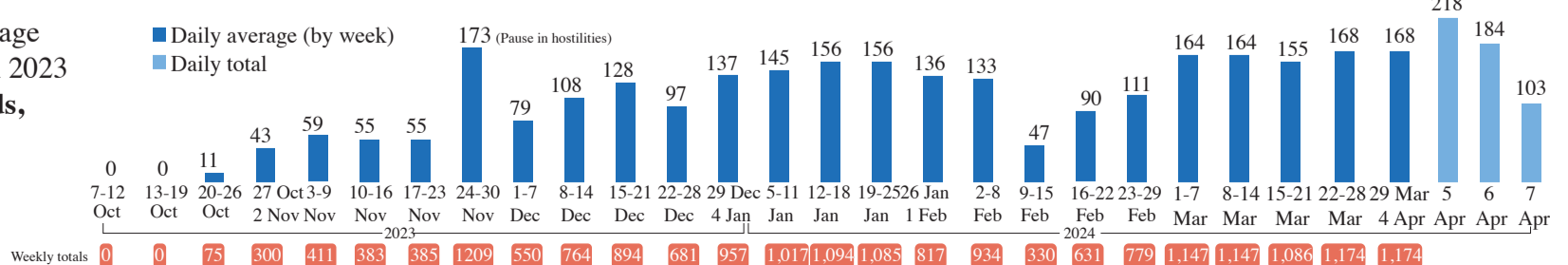


## MOVEMENT AND ACCESS

- In March, **30** humanitarian aid missions to northern Gaza were facilitated by the Israeli authorities, **22** were denied or impeded, and **13** were postponed or withdrawn. Moreover, **161** aid missions to areas in southern Gaza that require coordination were facilitated by the Israeli authorities, **19** were denied or impeded, and **18** were postponed or withdrawn.
- **47%** (4,416 out of 9,389) of patients who submitted requests for medical evacuation have been approved, of whom **80%** (3,529) were medically evacuated abroad (source: WHO).

### INCOMING TRUCKLOADS

The pre-crisis average per working day in 2023 was **500 truckloads, including fuel.**



Disclaimer: The UN has so far not been able to produce independent, comprehensive, and verified casualty figures; the current numbers have been provided by the Ministry of Health or the Government Media Office in Gaza and the Israeli authorities and await further verification. Other yet-to-be verified figures are also sourced.